

# TABLE OF CONTENTS

STEERING WHEELS	PAGES 3 - 15	STEERING
LS ACCESSORIES	PAGES 16 - 32	LS ACC.
CABLE & WIRE MANAGEMENT	PAGES 33 - 42	CABLE MGMT
SHIFTERS	PAGES 43 - 64	SHIFTERS
INTERIOR PRODUCTS	PAGES 65 - 72	INTERIOR
EMERGENCY BRAKES & CABLES	PAGES 73 - 77	BRAKES
EXTERIOR PRODUCTS	PAGES 78 - 82	EXTERIOR
THROTTLE & KICKDOWN CABLES & MOUNTING BRACKETS	PAGES 83 - 97	THROTTLE
PEDAL ASSEMBLIES	PAGES 98 - 115	PEDALS
TRANSMISSION & ENGINE DIPSTICKS	PAGES 116 - 121	DIPSTICKS
DRAG RACING	PAGES 122 - 125	RACING
LOKAR GEAR	PAGE 126	GEAR



As a leader in the automotive aftermarket, Lokar continues to raise the bar by developing products that fit the ever-changing needs and demands of the customer. Offering parts and accessories that range from an extensive line of automatic transmission shifters to throttle cables, mounting brackets, pedal assemblies, dipsticks and more we have your project covered. With complete in-house design, engineering, prototyping, and manufacturing, we have the ability to maintain a "hands-on" approach from start to finish, ensuring our customers receive the highest quality products and service available.

## **LECARRA®** *Steering Wheels*

Lecarra steering wheels are designed to give you the utmost in comfort, performance, and satisfaction for the ultimate driving experience. With our wide selection of steering wheel designs, from classic, to nostalgic, to modern, there are endless possibilities to fit your personal taste. In addition to our steering wheels, we offer a variety of horn buttons and hub adapters for a custom fit to virtually any vehicle.



With a heritage that dates back to the early 50's, Covico is a brand that is synonymous with the origins of the southern California hot rod and hot boat culture. Manufactured in America from heavy duty stainless steel and equipped with a unique rubber grip, Covico wheels are renowned for their straight-forward no-nonsense classic looks, superior strength and durability. Often imitated but never replicated, Covico is the industry's original performance steering wheel brand and continues its popularity today under the Lokar umbrella of brands.

## **MODERN MC CLASSIC™**

The line of LS and LT series engines are the next line of historic performance engines for the hot rodders and builders of today. Modern Classic specializes in these popular engines and offers a variety of products that add a vintage look with modern technology. Turn to the Modern Classic section to find out more about our quality products and how they can help you make your next project a success.




## **CLAYTON MACHINE WORKS®**

With a unique style that forged a new space in the automotive aftermarket, Clayton Machine Works products can be found on cars built by everyone from world premier builders to home garage builders and everyone in between. Fueled by a desire to create products that are a step above, each part is passionately designed implementing modern design elements and finishes with endless attention to detail. Clayton Machine Works offers function and style that blends with any vehicle from traditional hot rods to muscle cars, trucks and more.



For over 36 years Made4You has manufactured the highest quality injection molded nylon tubing and line clamps, plug wire separators, cable management solutions / accessories, and much more. Made4You products are designed and built in the USA. They will not fade, distort, stain, or discolor and they are impervious to automotive fluids. Most items are available in 6 or more different colors, so you are sure to find a solution that is a perfect match for your application.

# STEERING WHEELS



ENDLESS COLOR OPTIONS

HAND-STITCHED PREMIUM LEATHER

MULTIPLE CENTER OPTIONS





## CONFIGURE YOUR LECARRA STEERING WHEEL PART NUMBER

For a complete leather wrapped steering wheel part number, the two digit leather color code must be added to the steering wheel style part number. This example part number is for a Standard Grip Mark 4 GT Steering Wheel with a Polished Center and a Burgundy Leather Wrap.

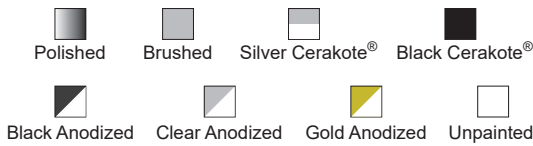
### LEATHER

Lecarra offers several standard leather wrap color options as shown in the chart below. We can also wrap a new steering wheel for you with your custom leather for the perfect match to your interior. For custom wrap applications, a 55" x 8" piece of material is required and a special handling fee will apply. We cannot wrap steering wheels with customer supplied vinyl or imitation leather.



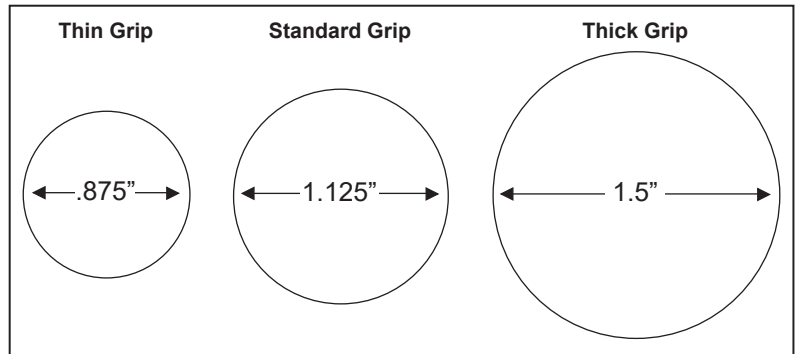
### CENTER COLORS

Use the key below to determine the finish of your steering wheel style part number.



**Note for airbag-equipped vehicles:** Lecarra Steering Wheels and Hub Adapters are not designed to be used on vehicles equipped with airbags. For safety and liability reasons, Lecarra DOES NOT recommend removing, disabling, or modifying the airbag in any vehicle.

### GRIP DIMENSIONS




## LECARRA MARK 4 STEERING WHEELS



Shown with 3222 horn button.

**MARK 4 TRACK GT**

- 14" P/N 482\_\_ □ 14" P/N 483\_\_
- 14" P/N 481\_\_



**MARK 4 TRUSS**

- 14" P/N 492\_\_ □ 14" P/N 493\_\_
- 14" P/N 491\_\_



**MARK 4 STANDARD**

- 14" P/N 412\_\_
- 14" P/N 452\_\_



**MARK 4 GT**

- 14" P/N 422\_\_
- 14" P/N 462\_\_



**MARK 4 ELEGANTE**

- 14" P/N 432\_\_
- 14" P/N 431\_\_



**MARK 4 DOUBLE SLOT**


- 14" P/N 444\_\_
- 14" P/N 472\_\_



Shown with 3223 horn button.

**MARK 4 SUPREME**

- 14" P/N 442\_\_
- 14" P/N 445\_\_




**MARK 4 CLASSIC**

- 15" P/N 942\_\_



**MARK 4 TRACK GT THICK GRIP**

- 14" P/N 873\_\_
- 14" P/N 877\_\_
- 14" P/N 874\_\_



**MARK 4 TRUSS THICK GRIP**

- 14" P/N 875\_\_
- 14" P/N 878\_\_
- 14" P/N 876\_\_



**MARK 4 STANDARD THICK GRIP**

- 14" P/N 864\_\_
- 14" P/N 865\_\_



**MARK 4 GT THICK GRIP**

- 14" P/N 824\_\_
- 14" P/N 814\_\_



**MARK 4 ELEGANTE THICK GRIP**

- 14" P/N 844\_\_
- 14" P/N 845\_\_



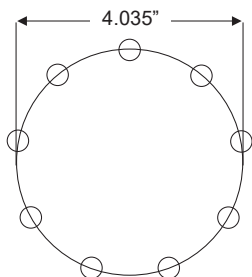
**MARK 4 DOUBLE SLOT THICK GRIP**

- 14" P/N 866\_\_
- 14" P/N 867\_\_



**MARK 4 SUPREME THICK GRIP**

- 14" P/N 854\_\_
- 14" P/N 855\_\_



**BOLT PATTERN**



Truss Wheel matches the Shifter Lever found on Page 58.



All Mark 4 Steering Wheels have a 2" dish.

# LECARRA MARK 9 & MARK 10 STEERING WHEELS

LS ACC.

CABLE MGMT

SHIFTERS

INTERIOR

BRAKES

EXTERIOR


THROTTLE

PEDALS

DIPSTICKS

RACING

GEAR



**MARK 9 TRUSS**

- 14" P/N 992\_\_ □ 14" P/N 993\_\_
- 14" P/N 991\_\_



**MARK 9 TRACK GT**

- 14" P/N 982\_\_ □ 14" P/N 983\_\_
- 14" P/N 981\_\_



**MARK 9 STANDARD**

- 14" P/N 912\_\_
- 14" P/N 911\_\_



**MARK 9 GT**

- 14" P/N 922\_\_
- 14" P/N 921\_\_



**MARK 9 ELEGANTE**

- 14" P/N 932\_\_
- 14" P/N 931\_\_




**MARK 9 DOUBLE SLOT**

- 14" P/N 962\_\_
- 14" P/N 961\_\_




**MARK 9 SUPREME**

- 14" P/N 943\_\_
- 14" P/N 941\_\_



**MARK 9 TRACK GT THICK GRIP**

- 14" P/N 973\_\_ □ 14" P/N 977\_\_
- 14" P/N 974\_\_



**MARK 9 TRUSS THICK GRIP**

- 14" P/N 975\_\_ □ 14" P/N 978\_\_
- 14" P/N 976\_\_



**MARK 9 STANDARD THICK GRIP**

- 14" P/N 951\_\_
- 14" P/N 950\_\_



**MARK 9 GT THICK GRIP**

- 14" P/N 952\_\_
- 14" P/N 949\_\_



**MARK 9 ELEGANTE THICK GRIP**

- 14" P/N 953\_\_
- 14" P/N 956\_\_



**MARK 9 DOUBLE SLOT THICK GRIP**

- 14" P/N 972\_\_
- 14" P/N 971\_\_



**MARK 9 SUPREME THICK GRIP**

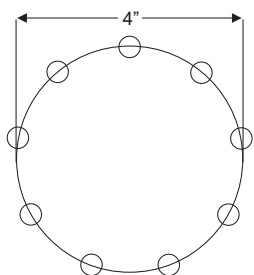
- 14" P/N 954\_\_
- 14" P/N 955\_\_



**MARK 10**

- 15" P/N 72000

Shown with 3710 Horn Ring.  
Mark 10 wheels come unpainted.



**BOLT PATTERN**

💡 Truss Wheel matches CMW Shifter Lever found on Page 58.

! All Mark 9 Steering Wheels have a 2" dish.

## HORN BUTTONS FOR LECARRA MARK 4 & MARK 9 WHEELS

These horn buttons do not cover steering wheel bolts.

\*Double contact electrical connection



3101 / 3102\*



3301 / 3307\*



3221



3227



3222



3722



3720



3228



3223



3224



3455



3456



3457

## HUB ADAPTERS FOR LECARRA MARK 4 / MARK 9 / MARK 10 WHEELS

These hub adapters fit only Lecarra Mark 4, Mark 9 & Mark 10 steering wheels.



MAKE	APPLICATION	POLISHED	BLACK
<b>AMERICAN MOTORS / AMC</b>	Models with key in the column (2.5" long) (All)	B-26400	B-16400
	Models with key in the column (3.25" long) (All)	B-26440	B-16440
	Models with key in the column- Flaming River column (2.5" long) (All)	B-26423	B-16423
	Models with key in the column- Flaming River column (3.25" long) (All)	B-26426	B-16426
	Models with key in the dash (All)	BA-22401	BA-12401
<b>BOAT</b>	3/4" tapered keyway (All)	B-20002	B-10002

<b>BRITISH LEYLAND</b>	All models	B-22502	B-12502
<b>BRICKLIN</b>	All models	B-26400	B-16400
<b>CAPRI</b>	All models	B-24020	-
<b>CHEVROLET / GENERAL MOTORS</b>	Astro models originally equipped with airbag column (1996), Camaros & Trucks originally equipped with airbag column (1995-on), S-10 & S15 models originally equipped with airbag column (1996)	B-26448	B-16448
	Cars (3.5" long) (1949-66)	B-26402	B-16402
	Corvair (1960-63), Corvair with large spline (1960-63)	B-26402	B-16402
	(2.5" long) (1967-94)	B-26400	B-16400
	(3.25" long) (1967-94)	B-26440	B-16440
	Models with Flaming River column (2.5" long)	B-26423	B-16423
	Models with Flaming River column (3.25" long)	B-26426	B-16426
	Models with telescoping column (2" travel) (1984-90)	B-26404	B-16404
	Models with telescoping column (3" travel) (1967-83)	B-26403	B-16403
	Most cars originally equipped with airbag column (1996-on)	B-26408	B-16408
	Trucks (2.25" long) (1954-66)	B-26422	B-16422
	Van (1967-75)	B-26424	B-16424
	Corvette - All models originally equipped with airbag column (1990-99)	B-26448	B-16448
	Corvette- Models with telescoping column (1984-90)	B-26404	B-16404
GM Air Bag Column (2002-on)	B-26449	B-16449	
<b>CHEVROLET / GENERAL MOTORS W/ HORN BUTTON KITS</b>	'67-'94 GM with 3301 horn button	B-64400	-
	'67-'94 GM with 3101 horn button	-	B-64401
	'67-'94 GM with 3222 horn button	B-64403	-
	'67-'94 GM with 3227 horn button	-	B-64404
	'67-'94 GM with 3223 horn button	B-64406	-
	'67-'94 GM with 3228 horn button	-	B-64407
<b>DODGE TRUCKS &amp; VANS</b>	2WD models with fixed column (1978-90)***, All Trucks (1970-77)*** Caravan (All)***, Models with tilt column (1987-90)***, Omni (All)*** Van models with fixed column (1978 on)***, Van models with tilt column (1987 on)***	B-27600	B-17600
	All models (1961-69)***, All Vans (1961-77)***, Van (Thru 1977)***	B-29700	B-19700
<b>DODGE / CHRYSLER/ PLYMOUTH</b>	Models with fixed column (1961-69)***	B-29700	B-19700
	Models with fixed column (1970-92)***	B-27600	B-17600
	Models with telescoping column (2" travel) (All)***	B-26404	B-16404
<b>FORD (CONTINUED ON NEXT PAGE)</b>	Fairlane (1960-63)***, Falcon (1963.5-64)***, Galaxie (1960-63)***, Ranchero (1963-64)*** Ranchero models with double horn wire (1965-66)***, T-bird (1958-60)***	BA-22401	BA-12401
	Fairlane models with column shifter (1965-66)***, Falcon (1965-66)***, Galaxie models with column shifter (1965-66)***, Lincoln (Thru 1966)***, Mustang (1964-66)*** Ranchero models with single horn wire (1965-66)***, T-bird (1964-66)***	BA-22404	BA-12404
	Falcon (1960-63)***	BA-22403	BA-12403
	Falcon (1967-70)***, Galaxie (1967-74)***, LTD (1968-77)***, Mustang (1967-76)*** Ranchero (1967-79)***, All models (1967-82)***, Crown Victoria (1968-77)***	BA-22400	BA-12400
	Galaxie (1957-59), Ranchero (1957-62)***, T-bird (1955-57), 40 Spline 4.2" OD (1948-59), All models (1946-59), Fairlane (1957-59)***	BA-22455	BA-12455
	Lincoln (1984-88)***, Mustang (1985-89)***, All models (1984-88)***, Capri (1985-89)***	B-22408	B-12408
	Lincoln (1989 on)***, All models (1989-91)***	B-22409	B-12409

\*\*\*Will not fit columns originally equipped with airbag

<b>FORD</b> <i>(CONTINUED)</i>	Lincoln models with locking column (1967-83)*** Pinto models with locking column (All)***, T-bird (1983-88)***	B-22412	B-12412
	Lincoln models with non-locking column (1967-83)***, LTD (1965-67)*** Pinto models with non-locking column (All)*** T-bird (1967-77)***, Crown Victoria (1965-67)***	BA-22402	BA-12402
	Mustang (1983-84)***, All models (1983)***, Capri (1983-84)***	B-22406	B-12406
	Ford ('39-'41) w/ Tapered Keyway & 4.2" Outside Diameter	B-22410	B-12410
	Ford ('39-'41) w/ Tapered Keyway & 2.1" Outside Diameter	B-22417	B-12417
	Flaming River Column w/ Ford Splines	B-26425	B-16425
<b>FORD TRUCKS, BRONCOS &amp; VANS</b>	Aerostar (1985-88)***, Bronco II (1985-88)***, Explorer (1985-88)***, Ranger (1985-88)***	B-22408	B-12408
	Aerostar (1989-92)***, Bronco II (1989-92)***, Explorer (1989-92)***, Ranger (1989-92)***	B-22409	B-12409
	Bronco (1967-74)***, F-Series (1967)***	BA-22404	BA-12404
	Bronco (1992-94)***, F-250 (1995-99)***, F-350 (1995-99)***, F-Series (1992-94)***	B-22411	B-12411
	Bronco (1975-77)***, F-Series (1964-66)***, F-Series (1968-77)***, Mercury (1961-66)*** Van (1975-77)***, Van models with non-locking column (1978 on)***	BA-22401	BA-12401
	Bronco II (1982-84)***, Ranger (1982-84)***	B-22406	B-12406
	Bronco models with locking column (1978-91)*** F-Series models with locking column (1978-91)*** Van models with locking column (1978 on)***	B-22412	B-12412
	Bronco models with non-locking column (1978-91)*** F-Series models with non-locking column (1978-91)***	BA-22402	BA-12402
	Econoline (1961-65)***	BA-22461	BA-12461
	F-Series (1948-57)***	BA-22455	BA-12455
F-Series (1958-63)***, Van (1968-74)***	BA-22403	BA-12403	
<b>HONDA</b>	All models	B-27901	B-17901
<b>HUMMER</b>	All models	B-22422	B-12422
<b>INTERNATIONAL HARVESTER</b>	Scout 800 Series (All), Travel All (All)	BA-22403	BA-12403
	Scout II models with fixed or tilt column (All)	B-26400	B-16400
<b>JEEP</b>	All Models (1976-94), All Models with integrated turn signals (4" OD) (1941-75)	B-26409	B-16409
	All Models with external turn signals (2" OD) (1941-75)	B-23300	B-13300
	Cherokee originally equipped with airbag column (1995 on), Wrangler originally equipped with airbag column (1995 on)	B-26448	B-16448
	Models with telescoping column (1976-83)	B-26403	B-16403
	Models with telescoping column (1984 on)	B-26404	B-16404
	Wrangler TJ (1997-06)	B-26410	B-16410
<b>MAZDA</b>	323 (1980-90), 626 (1980-90), 1500 (1985 up), 1800 (1985 up), GLC (1980-90), RX7 (1980-90)	B-25502	B-15502
<b>MAZDA TRUCKS</b>	All models (1980-90), All models (1985 up)	B-25502	B-15502
<b>NISSAN / DATSUN</b>	210, 310, 610, 810 (All); 200SX (1984-89), 240SX (1985-89), 300ZX (1984-89), Fairlady (All), Maxima (1985-89), Pulsar (1985-89), Sentra (1985-89), Stanza (1985-89)	B-25801	B-15801
<b>PANTERA</b>	All models	B-24020	-
<b>TOYOTA</b>	Corolla (1988-89), Camry (1986-90), Celica (1986-90)	B-29603	B-19603
	All other models	B-29601	B-19601
<b>TOYOTA TRUCKS</b>	Pickup (1989-93)	B-29603	B-19603
<b>VOLKSWAGEN</b>	All Models (1959-73)	B-20700	B-10700

\*\*\*Will not fit columns originally equipped with airbag

# LECARRA STAINLESS WHEELS



Shown with 3631 horn button.

### TWO SMOOTH

- 14" P/N 634\_\_ ■ 14" P/N 654\_\_
- 15" P/N 666\_\_ ■ 15" P/N 676\_\_

14" Available in Standard Grip only.  
15" Available in Thin Grip only.



### SS

- 14" P/N 635\_\_ ■ 14" P/N 655\_\_
- 15" P/N 667\_\_ ■ 15" P/N 677\_\_

14" Available in Standard Grip only.  
15" Available in Thin Grip only.



### TWO SPOKE TEARDROP

- 14" P/N 637\_\_ ■ 14" P/N 657\_\_
- 15" P/N 662\_\_ ■ 15" P/N 672\_\_

14" Available in Standard Grip only.  
15" Available in Thin Grip only.



### THREE SPOKE TEARDROP

- 14" P/N 638\_\_ ■ 14" P/N 658\_\_
- 15" P/N 663\_\_ ■ 15" P/N 673\_\_

14" Available in Standard Grip only.  
15" Available in Thin Grip only.



### LETTE 3

- 14" P/N 632\_\_ ■ 14" P/N 652\_\_
- 15" P/N 664\_\_ ■ 15" P/N 674\_\_

14" Available in Standard Grip only.  
15" Available in Thin Grip only.



### HOT ROD

- 14" P/N 636\_\_ ■ 14" P/N 656\_\_
- 15" P/N 668\_\_ ■ 15" P/N 678\_\_

14" Available in Standard Grip only.  
15" Available in Thin Grip only.

**!** { All Stainless Steering Wheels have a 2.5" dish.

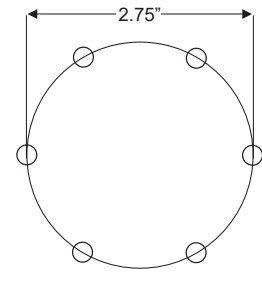
## HORN BUTTONS FOR LECARRA STAINLESS WHEELS



3630



3631



BOLT PATTERN

## HUB ADAPTERS FOR LECARRA STAINLESS WHEELS

**!** { Will not fit columns originally equipped with airbag.

**!** { These hub adapters fit only stainless wheels.

MAKE	APPLICATION	POLISHED	BLACK
CHEVROLET / GENERAL MOTORS	Cars (1949-66) for Vette six bolt	B-26466	B-16466
	Models with fixed or tilt column (1967-94) for Vette six bolt	B-26457	B-16457
	Models with fixed or tilt Flaming River column for Vette six bolt	B-66423	-
	Most cars originally equipped with airbag column (1996-on) for Vette six bolt	B-66448	-
	Models with fixed or tilt column (1967-94) for Vette six bolt	B-26458	B-16458
	Models with fixed or tilt Flaming River column for Vette six bolt	B-66523	-

# LECARRA TRANS AM WHEELS

• These wheels fit factory Pontiac Trans Am columns from 1970-1981 with no adapter



Shown with 3642 horn button.

### TRANS AM

- 14" P/N 615\_\_
- 14" P/N 614\_\_
- 14" P/N 624\_\_
- 14" P/N 623\_\_

Available in Standard Grip only.

**!** { All Trans Am Steering Wheels have a 0" dish.

## HORN BUTTONS FOR TRANS AM WHEEL



3642

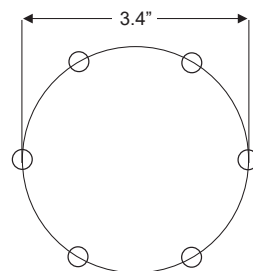



3641

## HUB ADAPTERS FOR LECARRA TRANS AM WHEELS

- Will not fit columns originally equipped with airbag
- These hub adapters fit only Trans Am wheels

MAKE	APPLICATION	POLISHED	BLACK
GM	(1967-94) GM Column	B-26777	B-16777



BOLT PATTERN

# LECARRA LAKE WHEELS



### THREE SPOKE LAKE

- 14" P/N 400\_\_

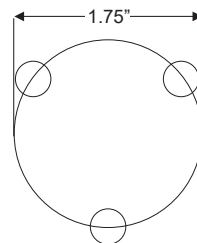
Available in Standard Grip only.



### FOUR SPOKE LAKE

- 14" P/N 404\_\_

Available in Standard Grip only.

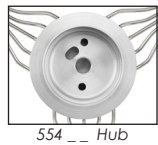
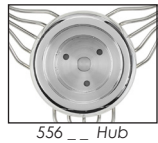



BOLT PATTERN

**!** { Contact us for hub adapters, horn buttons and caps.

# LECARRA BANJO WHEELS

## HORN BUTTONS FOR LECARRA BANJO WHEELS



Shown with 3465 horn button.  
Available in Standard Grip only.

All Banjo Steering Wheels have a 15" diameter.

FITS: 553 __ 556 __				
	3465	3466	3467	3468 (Cover Only)
FITS: 554 __				
	3455	3456	3457	

APPLICATION	PART NUMBER
'67-'94 GM steering columns	553 __
Three-bolt steering columns	556 __
Flaming River steering columns with GM splines	554 __

# MARK 40 WHEEL

## HORN BUTTONS FOR MARK 40 WHEEL



**MARK 40**  
□ 15" P/N 74000

Shown with 3240 Horn Cover.  
Mark 40 wheels come unpainted.



3142  
(Plastic)



3143  
(Plastic)



3243  
(Aluminum)



3240  
(Aluminum)



3343  
(Machined Finish)



3340  
(Machined Finish)



P/N B-46411



P/N B-46423



P/N B-46400

## HUB ADAPTERS FOR MARK 40 WHEEL

! { These hub adapters fit only Mark 40 wheels.

! { Will not fit columns originally equipped with airbag.

MAKE	APPLICATION	POLISHED	BLACK
CHEVROLET / GENERAL MOTORS	'67-'94 GM	B-46400	B-46100
	Flaming River steering columns with GM splines	B-46423	B-46123
FORD	Early Ford with key way	B-46410	B-46110
-	Three-bolt mounting	B-46411	B-46111

# COVICO STEERING WHEELS



With a heritage that dates back to the early 50's, Covico wheels are renowned for their straight-forward no-nonsense classic looks, superior strength and durability. Manufactured in America from heavy duty stainless steel and equipped with a unique rubber grip, Covico is the industry's original performance steering wheel brand.



White Grip

Black Grip



3-HOLE



DISH	GRIP COLOR	DIAMETER	PART NUMBER	BOLT PATTERN
Standard	Black	12"	CVA1-01A04BK	3 Bolt 1.75"
		13"	CVA1-01A05BK	
		14.5"	CVA1-01A06BK	
	White	12"	CVA1-01A04WH	
		13"	CVA1-01A05WH	
		14.5"	CVA1-01A06WH	
Deep	Black	12"	CVA1-02A04BK	
		13"	CVA1-02A05BK	
	White	12"	CVA1-02A04WH	
		13"	CVA1-02A05WH	



**SLOTTED**



DISH	GRIP COLOR	DIAMETER	PART NUMBER	BOLT PATTERN
Standard	Black	12"	CVA1-07A04BK	3 Bolt 1.75"
		13"	CVA1-07A05BK	
		14.5"	CVA1-07A06BK	
	White	12"	CVA1-07A04WH	
		13"	CVA1-07A05WH	
		14.5"	CVA1-07A06WH	
Deep	Black	12"	CVA1-08A04BK	3 Bolt 1.75"
		13"	CVA1-08A05BK	
	White	12"	CVA1-08A04WH	
		13"	CVA1-08A05WH	



**DOUBLE SLOT**



DISH	GRIP COLOR	DIAMETER	PART NUMBER	BOLT PATTERN
Standard	Black	12"	CVA1-10B04BK	6 Bolt 1.75"
		13"	CVA1-10B05BK	
		14.5"	CVA1-10B06BK	
	White	12"	CVA1-10B04WH	
		13"	CVA1-10B05WH	
		14.5"	CVA1-10B06WH	



SOLID



DISH	GRIP COLOR	DIAMETER	PART NUMBER	BOLT PATTERN
Standard	Black	12"	CVA1-04A04BK	3 Bolt 1.75"
		13"	CVA1-04A05BK	
		14.5"	CVA1-04A06BK	
		12"	CVA1-04B04BK	6 Bolt 2.75"
		13"	CVA1-04B05BK	
		14.5"	CVA1-04B06BK	
		12"	CVA1-04C04BK	9 BOLT 3.75"
		13"	CVA1-04C05BK	
		14.5"	CVA1-04C06BK	
	White	12"	CVA1-04A04WH	3 Bolt 1.75"
			CVA1-04A05WH	
			CVA1-04A06WH	
		13"	CVA1-04B04WH	6 Bolt 2.75"
			CVA1-04B05WH	
			CVA1-04B06WH	
14.5"		CVA1-04C04WH	9 Bolt 3.75"	
		CVA1-04C05WH		
		CVA1-04C06WH		
Deep	Black	12"	CVA1-05A04BK	3 Bolt 1.75"
		13"	CVA1-05A05BK	
		12"	CVA1-05B04BK	6 Bolt 2.75"
		13"	CVA1-05B05BK	
		12"	CVA1-05C04BK	9 Bolt 3.75"
		13"	CVA1-05C05BK	
	White	12"	CVA1-05A04WH	3 Bolt 1.75"
		13"	CVA1-05A05WH	
		12"	CVA1-05B04WH	6 Bolt 2.75"
		13"	CVA1-05B05WH	
		12"	CVA1-05C04WH	9 Bolt 3.75"
		13"	CVA1-05C05WH	

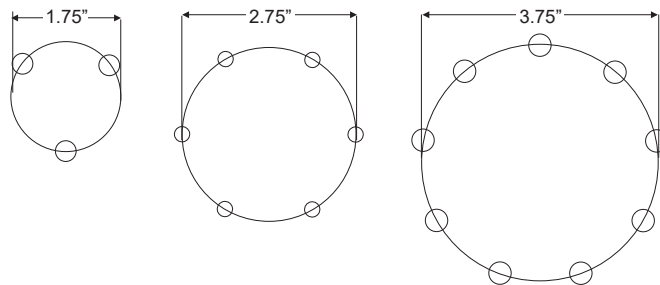
Standard Dish



Deep Dish




Bolt Patterns



**!** { 13" Wheel shown for dish comparison.

**!** { Contact us for hub adapters, horn buttons and caps.

# LS & LT ACCESSORIES



LECARRA  
Steering Wheels



## LT4 SUPERCHARGER LID

- Finned aluminum construction and machined highlights
- Provides a slick vintage look for your modern supercharged LT4 engine
- Direct replacement featuring the same outer dimensions as factory supercharger lid
- Higher volume than the early style factory lid

DESCRIPTION	PART NUMBER
Black w/ Highlighted Fins & Vette Emblem	GMLS3035
Black w/ Highlighted Fins & No Emblem	GMLS3036
Machined Finish & Vette Emblem	GMLS3037
Machined Finish & No Emblem	GMLS3038



## FUEL RAIL KIT


- Constructed from precision machined aluminum with a classic anodized finish
- Compatible with Holley 300-136 and 300-137 LS intake manifolds
- Includes two sets of brackets that will accept the long LS1 and the short LS3 injectors along with all hardware and O-rings needed for attachment to the intake manifold

PART NUMBER
GMLS3034

## AIR CLEANER ADAPTER

- Adapts the 2005-2013 Truck/SUV 4 bolt flange drive-by-wire throttle body to a 4150 style intake manifold flange
- Includes adapters for Carter AFB, QuadraJet, Edelbrock and Holley carburetor air cleaner flanges
- Allows the use of a typical four barrel air cleaner with 5-1/8" flange

PART NUMBER
GMLS3039



# CRATE ENGINE PACKAGES

We start with a brand new GM 495 horsepower LS3 right out of the crate. We then paint it Chevrolet orange or Ford blue (if you so desire) and begin assembling your desired Modern Classic components until we have the perfect crate engine for your project. Once completely assembled, we put the engine on our in-house run stand, load your Holley EFI ECU with our start-up tune and run your engine to check for leaks and oil pressure. Once we are satisfied and we have ensured your engine will operate with no issues, we ship it directly to you or your builder. Once you receive your engine it's as simple as installing it, terminating a few power and ground wires on the harness and providing fuel pressure to the engine. We guarantee an easy start up!

Pricing varies depending on the engine's options, as these are completely custom packages tailored to your needs. Please call us or email us for a custom quote.

## TRI-POWER STYLE CRATE ENGINE

- Perfect fit for your Corvette, Camaro or sixties muscle car
- 495 horsepower
- Available with Big Block Style Valve Covers in your choice of finish


OPTIONS	PART NUMBER
Engine block painted orange, cast finish Big Block Chevy Style Valve Covers	GMLS9025
Engine block painted orange, chrome Big Block Chevy Style Valve Covers	GMLS9012
Engine block unpainted, cast finish Big Block Chevy Style Valve Covers	GMLS9013

Engine pictured shows optional Lokar Dipstick Assembly, Accessory Drive Kit, Water Pump, Balancer, and Plug Wires.



## 14" CLASSIC CRATE ENGINE

- Complements your sixties muscle car, classic car or Impala
- 495 horsepower
- Available with either 409 Style Valve Covers to replicate the look of the iconic GM Big Block 409 "W" Engines, Small Block Chevy Style Valve Covers, or Big Block Style Valve Covers in your choice of finish



OPTIONS	PART NUMBER
Engine block painted orange, cast finish Small Block Chevy Style Valve Covers	GMLS9001
Engine block unpainted, cast finish Small Block Chevy Style Valve Covers	GMLS9003
Engine block painted orange, chrome Big Block Chevy Style Valve Covers	GMLS9005
Engine block unpainted, cast finish Big Block Chevy Style Valve Covers	GMLS9006
Engine block painted orange, chrome 409 Style Valve Covers	GMLS9009
Engine block unpainted, cast finish 409 Style Valve Covers	GMLS9010
Engine block painted orange, cast finish Big Block Chevy Style Valve Covers	GMLS9023
Engine block painted orange, cast finish 409 Style Valve Covers	GMLS9024

Engine pictured shows optional Distributor Kit with Plug Wires, Accessory Drive Kit, Water Pump, and Balancer.

## '57 FUELIE STYLE CRATE ENGINE

- Replicates the look of the legendary '57 Chevy Fuelie
- 495 horsepower
- Includes cast aluminum Small Block Chevy Style Valve Covers

OPTIONS	PART NUMBER
Engine block painted orange, cast finish Small Block Chevy Style Valve Covers	GMLS9014
Engine block unpainted, cast finish Small Block Chevy Style Valve Covers	GMLS9016

Engine pictured shows optional Air Cleaner Assembly, Lokar Dipstick Assembly, Accessory Drive Kit, Water pump, and Balancer.





### '63 FUELIE STYLE CRATE ENGINE 3

- Perfect fit for your sixties muscle car, classic car or early Corvette
- 495 horsepower
- Includes cast aluminum Small Block Chevy Style Valve Covers

OPTIONS	PART NUMBER
Engine block painted orange, cast finish Small Block Chevy Style Valve Covers	GMLS9020
Engine block unpainted, cast finish Small Block Chevy Style Valve Covers	GMLS9022


Engine pictured shows optional Lokar Dipstick Assembly, Accessory Drive Kit, Water Pump, and Balancer.

### '62 FUELIE STYLE CRATE ENGINE 3

- Complements any early Corvette, Bel-Air, classic car, or muscle car
- 495 horsepower
- Includes cast aluminum Small Block Chevy Style Valve Covers

OPTIONS	PART NUMBER
Engine block painted orange, cast finish Small Block Chevy Style Valve Covers	GMLS9017
Engine block unpainted, cast finish Small Block Chevy Style Valve Covers	GMLS9019

Engine pictured shows optional Lokar Dipstick Assembly, Accessory Drive Kit, Water Pump, and Balancer.



### HOT ROD STYLE CRATE ENGINE 3

Go more retro with our period perfect "Hot Rod" crate engine. Designed for earlier styled hot rods and customs, this crate engine features finned aluminum valve covers, dual throttle bodies, and an oval air cleaner. With 495 HP, you'll get all of the performance you need and still have the drivability and reliability of a modern-day LS engine.

**Please inquire regarding part numbers, options, and pricing.**

Engine pictured shows Accessory Drive Kit, Water Pump, and Balancer.

### FORD FE STYLE CRATE ENGINE 3

Our Ford FE Style Crate Engine has the perfect old-school look to accent your classic Ford truck or car. It features "Powered By Ford" script Valve Covers in your choice of finish. With 495 horsepower, this Crate Engine will greatly improve the performance and reliability of your classic ride.

**Please inquire regarding part numbers, options, and pricing.**

Engine pictured shows Accessory Drive Kit, Water Pump, and Balancer.




**3** This product is not legal for street use on an emissions-controlled vehicle. It may be used on dedicated competition or pre-pollution-controlled vehicles only.

Some products can never be legal for use on pollution-controlled vehicles (both for use on the road and off-road), but they do have a legitimate use on racing vehicles and vehicles that predate emissions regulations. Pre-certification means 1965 and older domestic vehicle in California, 1968 imports in California and both domestic and imports under EPA jurisdiction.

# INTAKE KITS

- Cast aluminum, two-piece manifold
- Kits include billet aluminum fuel rails, all mounting hardware, and gaskets
- Made in the USA



## '57 CHEVY FUELIE STYLE INTAKE KIT 3



- Max height from block to the top of intake: 10"

HEAD PORT STYLE	PART NUMBER
Rectangular	GMLS3001
Cathedral	GMLS3014

## '62 CHEVY FUELIE STYLE INTAKE KIT 3

- Max height from block to the top of intake: 9-1/2"

HEAD PORT STYLE	PART NUMBER
Rectangular	GMLS3002
Cathedral	GMLS3015



## '63 CHEVY FUELIE STYLE INTAKE KIT 3

- Max height from block to the top of intake: 10-1/2"

HEAD PORT STYLE	PART NUMBER
Rectangular	GMLS3008
Cathedral	GMLS3016

**!** { Throttle bodies and fuel injectors not included with Fuelie Intake Kits.

*These systems utilize GM LS3 OEM fuel injectors and GM four bolt, 92mm, drive-by-wire throttle body (not included) and are compatible with GM and aftermarket ECU's and harnesses that support both drive-by-wire and speed density tuning. Manifold kits are available to work with your choice of rectangular or cathedral port LS cylinder heads.*

## 14" CLASSIC INTAKE KIT 3

- Kits include a single plane aluminum intake manifold
- Billet aluminum fuel rails & 14" chrome plated round air cleaner
- Includes 4150 carb adapter plate, throttle body to air cleaner clamp assembly, all mounting hardware, and paper filter element
- Max height from block to the top of wingnut: 11"

*The systems utilize GM LS3 OEM fuel injectors and GM four bolt, 92mm, drive-by-wire throttle body (not included) and are compatible with GM and aftermarket ECU's and harnesses that support both drive-by-wire and speed density tuning. Manifolds are available to work with rectangular and cathedral port LS cylinder heads.*




HEAD PORT STYLE	PART NUMBER
Rectangular	GMLS3006
Cathedral	GMLS3005

## TRI-POWER STYLE INTAKE KIT 3

- Kits include a modified single plane, dual carb aluminum intake manifold
- Accepts dual 92mm, GM LS3, four bolt throttle bodies & fuel injectors (*not included*)
- Accepts our Tri-Power style chrome plated triangular air cleaner
- Includes 4150 carb adapter plates, throttle body to air cleaner clamp assembly, all mounting hardware, and cotton gauze filter element
- Max height from block to the top of wingnut: 11"

*The Tri-Power kit requires the use of a Holley Dominator (or equivalent) ECU and a harness that supports the dual drive-by-wire throttle bodies. Manifolds are available to work with rectangular and cathedral port LS cylinder heads.*



HEAD PORT STYLE	PART NUMBER
Rectangular	GMLS3004
Cathedral	GMLS3003

## 409 CHEVY STYLE INTAKE KIT 3

- Kits include a single plane aluminum intake manifold
- Billet aluminum fuel rails & Chevy 409 style air cleaner assembly
- Includes 4150 carb adapter plate, throttle body to air cleaner clamp assembly, all mounting hardware, and paper filter element
- Max height from block to the top of wingnut: 10-3/4"
- Diameter: 17-3/4"

*The systems utilize GM LS3 OEM fuel injectors and GM four bolt, 92mm, drive-by-wire throttle body (not included) and are compatible with GM and aftermarket ECU's and harnesses that support both drive-by-wire and speed density tuning. Manifolds are available to work with rectangular and cathedral port LS cylinder heads.*



HEAD PORT STYLE	PART NUMBER
Rectangular	GMLS3023
Cathedral	GMLS3022



Will not work with LS Distributor Kit.



## FULL SIZE CHEVY STYLE INTAKE KIT 3



- Kits include a single plane aluminum intake manifold
- Billet aluminum fuel rails & single snorkel air cleaner assembly
- Includes 4150 carb adapter plate, throttle body to air cleaner clamp assembly, all mounting hardware, and paper filter element
- Max height from block to the top of wingnut: 10-5/8"

*The systems utilize GM LS3 OEM fuel injectors and GM four bolt, 92mm, drive-by-wire throttle body (not included) and are compatible with GM and aftermarket ECU's and harnesses that support both drive-by-wire and speed density tuning. Manifolds are available to work with rectangular and cathedral port LS cylinder heads.*

HEAD PORT STYLE	PART NUMBER
Rectangular	GMLS3019
Cathedral	GMLS3018



## CHEVY L79 STYLE INTAKE KIT 3

- Kits include a single plane aluminum intake manifold
- Billet aluminum fuel rails & Chevy L79 style dual snorkel chrome plated air cleaner assembly
- Includes 4150 carb adapter plate, throttle body to air cleaner clamp assembly, all mounting hardware, and paper filter element
- Max height from block to the top of wingnut: 10-3/4"

*The systems utilize GM LS3 OEM fuel injectors and GM four bolt, 92mm, drive-by-wire throttle body (not included) and are compatible with GM and aftermarket ECU's and harnesses that support both drive-by-wire and speed density tuning. Manifolds are available to work with rectangular and cathedral port LS cylinder heads.*



HEAD PORT STYLE	PART NUMBER
Rectangular	GMLS3021
Cathedral	GMLS3020





## FORD FE V8 STYLE INTAKE KIT 3

- Kits include a single plane aluminum intake manifold
- Billet aluminum fuel rails & Ford FE style single snorkel air cleaner assembly
- Includes 4150 carb adapter plate, throttle body to air cleaner clamp assembly, all mounting hardware, and paper filter element
- Max height from block to the top of wingnut: 10-7/8"

*The systems utilize GM LS3 OEM fuel injectors and GM four bolt, 92mm, drive-by-wire throttle body (not included) and are compatible with GM and aftermarket ECU's and harnesses that support both drive-by-wire and speed density tuning. Manifolds are available to work with rectangular and cathedral port LS cylinder heads.*

HEAD PORT STYLE	PART NUMBER
Rectangular	GMLS3027
Cathedral	GMLS3026



## FORD 289 STYLE INTAKE KIT 3

- Kits include a single plane aluminum intake manifold
- Billet aluminum fuel rails & Ford 289 style, 14" round chrome plated air cleaner assembly
- Includes 4150 carb adapter plate, throttle body to air cleaner clamp assembly, all mounting hardware, and paper filter element
- Max height from block to the top of wingnut: 11-1/2"

*The systems utilize GM LS3 OEM fuel injectors and GM four bolt, 92mm, drive-by-wire throttle body (not included) and are compatible with GM and aftermarket ECU's and harnesses that support both drive-by-wire and speed density tuning. Manifolds are available to work with rectangular and cathedral port LS cylinder heads.*



HEAD PORT STYLE	PART NUMBER
Rectangular	GMLS3025
Cathedral	GMLS3024



PART NUMBER (PAIR)
GMLS3010

## CATHEDRAL PORT TO LS3 INTAKE ADAPTER PLATES 3

- Billet aluminum adapter plates
- Used to bolt a late model, LS3 rectangular port intake manifold to Cathedral cylinder heads (i.e. LS1/LS6)
- Includes high-temp long life O-rings

**NOTE:** *These adapter plates are included in LS Fuelie intake kits that are specified for Cathedral port heads.*

# AIR CLEANER KITS

Kits include everything needed to install GM LS, four bolt, 92mm throttle bodies onto manifolds that have a standard 4150 carburetor bolt pattern.

## 14" CLASSIC AIR CLEANER KIT 3

- Kit includes a high quality, cast aluminum air cleaner base, chrome plated air cleaner top, 4150 carb adapter plate, throttle body to air cleaner clamp assembly, mounting fasteners, and paper filter element
- Air cleaner assembly is 4-1/4" tall

**!** Requires the use of an open plenum intake.

PART NUMBER
GMLS3007



## TRI-POWER STYLE AIR CLEANER KIT 3

- Compatible with dual-carb manifolds that have standard 4150 carburetor bolt patterns and 8-5/8" carb spacing
- Kit includes a high quality, cast aluminum air cleaner base, chrome plated air cleaner top with Turbo-Jet decals, 4150 carb adapter plates, throttle body to air cleaner clamp assembly, mounting fasteners, and cotton gauze filter element
- Air cleaner assembly is 2-1/2" tall

**!** Dual-plane intakes will require machining to accept throttle body. Alternatively you can use our complete Tri-Power Style Intake Kit found on page 21.

PART NUMBER
GMLS3017



## CHEVY L79 STYLE AIR CLEANER KIT 3

- Chrome plated reproduction air cleaner cover
- Cast aluminum base
- Includes 4150 carb adapter plate, throttle body to air cleaner clamp assembly, mounting fasteners, and paper filter element
- Air cleaner assembly is 4-1/4" tall

**!** Requires the use of an open plenum intake.

PART NUMBER
GMLS3029





## CHEVY FULL SIZE STYLE AIR CLEANER KIT 3

- Satin black reproduction 4 BBL steel air cleaner
- Cast aluminum base
- Includes 4150 carb adapter plate, throttle body to air cleaner clamp assembly, mounting fasteners, and paper filter element
- Air cleaner assembly is 4-1/4" tall

**!** Requires the use of an open plenum intake.

PART NUMBER
GMLS3028

## 409 CHEVY STYLE AIR CLEANER KIT 3

- Satin black 4 BBL steel air cleaner cover
- Cast aluminum base
- Includes 4150 carb adapter plate, throttle body to air cleaner clamp assembly, mounting fasteners, and paper filter element
- Air cleaner assembly is 4-3/4" tall
- Diameter: 17-1/2"

**!** Requires the use of an open plenum intake.

PART NUMBER
GMLS3030



## CLASSIC FUELIE STYLE AIR CLEANER KIT 3

Loosely based on the 1963-65 Corvette Fuelie, this intake comes in kit form and some modifications may be required. The kits can be assembled with the included hardware, or welded.

Each kit comes with:

- (1) 4" 90 degree mandrel bent tubing
- (1) 4" 45 degree tubing
- Air cleaner assembly is 4-3/4" tall
- 4" rubber bellows that allows independent engine movement
- K&N cone type filter
- Air cleaner assembly (housing and lid)

PART NUMBER
GMLS3033





## FORD 289 STYLE AIR CLEANER KIT 3

- Chrome plated air cleaner cover
- Cast aluminum base
- Includes 4150 carb adapter plate, throttle body to air cleaner clamp assembly, mounting fasteners, and paper filter element
- 289 High Performance decal included
- Air cleaner assembly is 4-3/4" tall

**!** Requires the use of an open plenum intake.

### PART NUMBER

GMLS3031

## FORD FE V8 STYLE AIR CLEANER KIT 3

- Chrome plated air cleaner top
- Ford blue cast aluminum & steel air cleaner base
- Includes 4150 carb adapter plate, throttle body to air cleaner clamp assembly, mounting fasteners, and paper filter element
- Air cleaner assembly is 4-1/4" tall

**!** Requires the use of an open plenum intake.

### PART NUMBER

GMLS3032



## BILLET ALUMINUM AIR CLEANER NUTS

- Machined from billet aluminum
- Protective O-ring prevents marring of air cleaner (except for Deco style)
- 1/4"-20 thread size

LUCILLE STYLE



LOKAR STYLE



DECO STYLE



STYLE	BRUSHED	POLISHED	BLACK	CHROME
Lucille	ACN-002	ACN-002P	XACN-002	ACN-002C
Lokar	ACN-001	ACN-001P	XACN-001	-
Deco	ACN-003	ACN-003P	XACN-003	-

# COIL & PLUG WIRE MANAGEMENT

## CLAYTON MACHINE WORKS COIL RELOCATION KIT



- Includes 4 brackets
- Brackets allow you to remotely mount eight coil packs virtually anywhere
- Machined from billet aluminum
- Black anodized finish
- Designed to work with LS2, LS3, LS7, and LS9
- Includes all mounting hardware, as well as spacers (required when using Delphi coils)

**NOTE:** Will not work with truck or LS1 coils

PART NUMBER
CRK-LS

## LS COIL RELOCATION KIT

- Includes 2 brackets
- Constructed from laser cut steel
- Black powder coated finish
- Designed to fit round, LS2 / LS3 GM 12573190 / ACDelco D514A or equivalent coils
- Includes all fasteners and spacers necessary to mount eight coils

**NOTE:** Coils are not included.



PART NUMBER
GMLS4001

## SIMULATED DISTRIBUTOR AND PLUG WIRE SETS



U.S. Pat. No. 11,648,894  
D988,366

- Available in General Motors or Ford style
- High quality 7mm Kevlar spiral core spark plug wires
- Wires are 9' long with 40 ohms of resistance per foot
- High-temp silicone pre-installed 90 degree coil boots
- Straight unterminated spark plug boots and terminals (*plug wire crimpers are needed to complete the installation*)
- 90 degree distributor boots
- Includes distributor housing, cap, and mounting hardware

**NOTE:** Check firewall clearance to ensure fit. Distributor is designed to bolt to the front or rear two bolts of LS Valley Plates (they will NOT clear valley plates with raised ribs or oil pressure sender boss).

STYLE	PART NUMBER
GM	GMLS4002
Ford	GMLS4009
Plug Wire Set Only (No Simulated Distributor)	GMLS4005

## 48" COIL EXTENSION HARNESSES

- Sold in pairs
- Plugs directly into the factory harness
- Harness extensions add an additional 4' of length

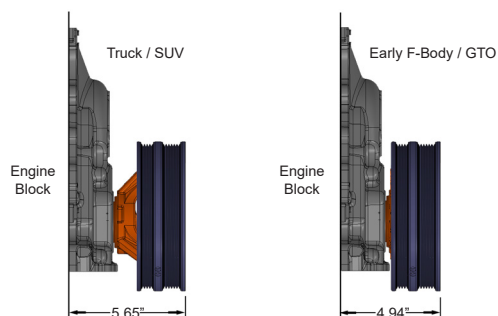
PART NUMBER (PAIR)
GMLS4008



# ACCESSORY DRIVE KITS

- Kits include a single six-rib serpentine belt
- High quality name-brand components
- Billet aluminum brackets
- Semi-gloss black powder coated finish
- Made in the USA


## BELT LINE REFERENCE



## ACCESSORY DRIVE KITS WITH POWER STEERING AND AIR CONDITIONING

- GM Type II/TC style power steering pump
- Integrated large capacity remote billet aluminum reservoir
- High capacity Sanden 709 air compressor
- 180 amp Powermaster alternator

*F-Body kits are designed to work with early (LS) F-Body/GTO belt lines. Truck kits are designed to work with the truck belt line using an early (LS) F-body water pump. F-body water pump and balancer sold separately.*



APPLICATION	PART NUMBER
F-Body	GMLS5007B
Truck	GMLS5016B

## ACCESSORY DRIVE KITS WITH POWER STEERING (NO AIR CONDITIONING)



- GM Type II/TC style power steering pump
- Integrated, large capacity, remote, billet aluminum reservoir
- 180 amp Powermaster alternator

*F-Body kits are designed to work with early (LS) F-Body/GTO belt lines. Truck kits are designed to work with the truck belt line using an early (LS) F-body water pump. F-body water pump and balancer sold separately.*

APPLICATION	PART NUMBER
F-Body	GMLS5010B
Truck	GMLS5018B

## ACCESSORY DRIVE KITS WITH AIR CONDITIONING (NO POWER STEERING)

- High capacity Sanden 709 air compressor
- 180 amp Powermaster alternator

*F-Body kits are designed to work with early (LS) F-Body/GTO belt lines. Truck kits are designed to work with the truck belt line using an early (LS) F-body water pump. F-body water pump and balancer sold separately.*



APPLICATION	PART NUMBER
F-Body	GMLS5009B
Truck	GMLS5017B

## ACCESSORY DRIVE KITS WITH ALTERNATOR ONLY

- 180 amp Powermaster alternator

*F-Body kits are designed to work with early (LS) F-Body/GTO belt lines. Truck kits are designed to work with the truck belt line using an early (LS) F-body water pump. F-body water pump and balancer sold separately.*

APPLICATION	PART NUMBER
F-Body	GMLS5011B
Truck	GMLS5019B



## LS F-BODY/GTO ALUMINUM WATER PUMP

- High quality aluminum
- Includes case-hardened bearings and precision CNC-machined surfaces
- Features an ultra-efficient metal impeller

*Use this water pump with any of our LS Accessory Drive Systems.*

PART NUMBER
GMLS5029

## BALANCERS

- Nodular cast iron construction with a black finish.
- Equips your early (LS) F-Body / GTO or truck spacing accessory drive to operate more smoothly and counter torsional vibrations from engine

*Use these balancers with any of our LS Accessory Drive Systems with an early (LS) F-body / GTO or truck belt line.*

APPLICATION	PART NUMBER
Early F-Body / GTO	GMLS5030
Truck	GMLS5031



# VALLEY PLATES



## GEN III OIL FILL VALLEY PLATE 3

- OEM style chrome oil fill tube and breather cap
- Precision CNC-machined from 1/4" billet aluminum
- Plates replace the stock cast aluminum 10 bolt valley pans on Gen III LS engines
- Available with a machined finish or a semi-gloss black powder coat finish
- Includes all necessary O-rings, seals, and stainless steel fasteners

*Valley plates are offered with the oil fill tube slanting towards the driver or passenger sides of the engine. Oil fill valley plates utilize the oil fill breather cap for ventilation.*

SIDE / FINISH	PART NUMBER
Driver Side Machined	GMLS2005M
Driver Side Black	GMLS2005B
Passenger Side Machined	GMLS2001M
Passenger Side Black	GMLS2001B

## GEN IV OIL FILL VALLEY PLATE 3

- OEM style chrome oil fill tube and breather cap
- Precision CNC-machined from 3/8" billet aluminum
- Plates replace the stock cast aluminum 11 bolt valley pans on late model Gen IV LS engines
- Available with a machined finish or a semi-gloss black powder coat finish
- Includes all necessary O-rings, seals, and stainless steel fasteners

*Integral O-ring bosses on the bottom side of the valley plate blocks off the Displacement on Demand passages (No other DOD delete kit is necessary). Installation requires relocation of the oil pressure sender (a remote mount is included). The valley plates are offered with the oil fill tube slanting towards the driver or passenger sides of the engine. Oil fill valley plates utilize the oil fill breather cap for ventilation.*



SIDE / FINISH	PART NUMBER
Driver Side Machined	GMLS2006M
Driver Side Black	GMLS2006B
Passenger Side Machined	GMLS2002M
Passenger Side Black	GMLS2002B

## BREATHER VALLEY PLATES 3

- High efficiency breather assembly and port
- Precision CNC-machined from billet aluminum
- Plates replace the stock cast aluminum 10 bolt (Gen III) and 11 bolt (Gen IV) valley pans on LS engines
- Available with a machined finish or a semi-gloss black powder coat finish
- Includes all necessary stainless steel fasteners, O-rings and seals
- Baffled air / oil separator keeps oil out of intake system

*The Gen IV valley plates include integral O-ring bosses on the bottom side that blocks off the Displacement on Demand passages (No other DOD delete kit is necessary). Breather valley plates have NO provision for oil filling. Requires relocation of the oil pressure sender (a remote mount is included).*

SIDE / FINISH	PART NUMBER
Gen III Machined	GMLS2003M
Gen III Black	GMLS2003B
Gen IV Machined	GMLS2004M
Gen IV Black	GMLS2004B



# VALVE COVERS

- The perfect fit for your retro LS package
- Covers accept the OEM rubber seals (not included) and bolt directly to the cylinder head
- With no adapter required there is less chance of leakage
- The aluminum casting is designed to be thick enough for drilling and tapping for fittings
- These are full valve covers and will require relocation of the coils. See page 27 for options



## SMALL BLOCK CHEVY STYLE 3

- All mounting hardware is included
- Classic script is removable, can be replaced with your custom logo
- Ported PCV fitting/vacuum port and oil splash baffle in one cover
- 1-5/8" tall

*These Valve Covers have NO provision for filling oil and should be used in conjunction with one of our Valley Plates with the oil fill tube.*

PART NUMBER
GMLS1002

## BIG BLOCK CHEVY STYLE 3

- Billet aluminum filler cap on one cover
- All necessary mounting hardware is included, as well as factory-look load spreaders
- Ported PCV fitting/vacuum port and oil splash baffle in one cover
- Vintage Chevrolet Tonawanda factory stickers included
- 2" tall



FINISH	PART NUMBER
Chrome	GMLS1003C
Cast	GMLS1003

## 409 CHEVY STYLE VALVE COVERS 3



- Ported PCV fitting/vacuum port and oil splash baffle in one cover
- All necessary mounting hardware is included, as well as factory-look load spreaders
- Ported PCV fitting/vacuum port and oil splash baffle in one cover
- Vintage 409 Turbo-Fire factory stickers included
- 2-3/4" tall

*These Valve Covers have NO provision for filling oil and should be used in conjunction with one of our Valley Plates with the oil fill tube.*

FINISH	PART NUMBER
Chrome	GMLS1004C
Cast	GMLS1004

## CLAYTON MACHINE WORKS LS VALVE COVERS 3

- Machined from billet aluminum
- Removable panel that can be painted and customized to your specific design
- Includes “carbon fiber look” inserts
- Uses OEM O-ring gaskets
- Threaded oil cap included
- Available in raw and polished finish
- Breather configuration is user supplied



FINISH	PART NUMBER
Machined	LSV-01
Polished	LSV-01-P

## CLAYTON MACHINE WORKS LS COIL COVERS



- Elegantly hides LS coil packs
- Machined aluminum
- Black powder coated, polished, or mill finish with machined highlights
- Fits LS engines utilizing existing coil bracket mounting points
- Designed to fit LS crate motors and will not clear factory high mount alternators (such as those found on Corvettes) unless a cutout is fabricated or aftermarket alternator and brackets are used
- Best suited for aftermarket serpentine pulley systems
- Can also be used with relocated coil packs for lower profile appearance
- Dimensions: 19-1/2" X 5"



FINISH	OIL FILL CUTOUT	PART NUMBER
Black	Passenger Side	LSC-01-B
Black	None	LSC-02-B
Mill Finish	Passenger Side	LSC-01-M
Mill Finish	None	LSC-02-M
Polished	Passenger Side	LSC-01-P
Polished	None	LSC-02-P

**!** Not recommended for use on valve covers utilizing truck coils.

## CLAYTON MACHINE WORKS BILLET ALUMINUM LS OIL CAPS

- Fits factory valve covers
- Contemporary designs and finishes
- Billet aluminum construction
- Complements other Clayton Machine Works products
- Available in black anodized, brushed, or polished finishes



Groove

Modern



Dished

STYLE	BRUSHED FINISH	BLACK FINISH	POLISHED FINISH
Groove	LSO-01	LSO-01-B	LSO-01-P
Dished	LSO-02	LSO-02-B	LSO-02-P
Modern	LSO-03	LSO-03-B	LSO-03-P

# CABLE, TUBE & WIRE MANAGEMENT

AVAILABLE IN SIX DIFFERENT COLORS



WILL NOT FADE, STAIN, OR DISCOLOR



IMPERVIOUS TO AUTOMOTIVE FLUIDS

INJECTION MOLDED NYLON

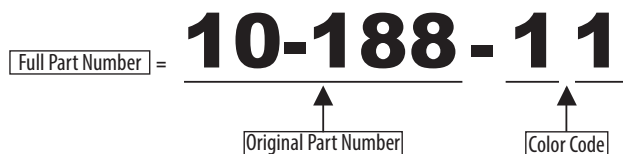


# MADE-4-YOU CABLE, TUBE & WIRE MANAGEMENT



## CONFIGURE YOUR PART NUMBER

For a complete part number the two digit color code must be added. This example part number is for black single place T-Clamps®.



COLOR	CODE	EXAMPLE
Black	11	
Blue	12	
Red	13	
Yellow	15	
Gray	19	
Purple	20	

## T-CLAMP®

Precision molded from nylon with a lifetime warranty.

- Will not fade, stain, corrode, or discolor.
- Will not crack or break from heat or cold.
- Unaffected by any automobile fluids, including brake, fuel, coolant, or solvents.
- Non-conductive.
- Organize, separate, and support all types of hose, tubing, and wire.
- Economical, lightweight alternatives to expensive metal products.




Engineered to "pre-load", working as their own lock washer, our T-Clamps® hold tubing, hoses, and wire away from the application, thereby eliminating vibration and paint chafing.

#10-32 or 1/4"-20 stainless steel mounting hardware included for a professional finish.



All sizes OD unless otherwise indicated.



### SINGLE PLACE T-CLAMPS®

PART NUMBER	SIZE	QUANTITY
10-188-__	3/16"	8
10-250-__	1/4"	8
10-313-__	5/16"	6
10-375-__	3/8"	6
10-437-__	7/16"	6
10-500-__	1/2"	4
10-562-__	9/16" (#6AN)	4
10-625-__	5/8"	4
10-650-__	11/16" (#8AN)	3
10-820-__	13/16" (#10AN)	3



SINGLE PLACE



DOUBLE PLACE

### DOUBLE PLACE T-CLAMPS®

PART NUMBER	SIZE	QUANTITY
20-252-__	1/4"-1/4"	6
20-258-__	1/4"-3/16"	6
20-288-__	3/16"-3/16"	6
20-323-__	5/16"-5/16"	4
20-327-__	5/16"-3/8"	4
20-357-__	3/8"-3/16"	4
20-377-__	3/8"-3/8"	4
20-432-__	7/16"-7/16"	4
20-502-__	1/2"-1/2"	4
20-522-__	9/16"-9/16" (#6AN - #6AN)	3
20-622-__	5/8"-5/8"	3
20-652-__	11/16"-11/16" (#8AN - #8AN)	3

### HEATER & A/C T-CLAMPS®

PART NUMBER	SIZE	QUANTITY
20-822-__	13/16" - 13/16" (1/2"-1/2" ID) (#10AN - #10AN)	2
20-823-__	13/16" - 15/16" (1/2"-5/8" ID)	2
20-835-__	15/16" - 15/16" (5/8"-5/8" ID)	2
20-836-__	15/16" - 1-1/16" (5/8"-3/4" ID)	2



# MADE-4-YOU T-CLAMP® KITS

All of our clamp kits contain #10-32 stainless steel mounting hardware for a professional finish. A durable plastic storage case is provided for easy access and organization.

## ALL PLUMB KIT

Contains everything you need to achieve a professional chassis and under hood look. Will complete one car, clamping every 18". This complete selection of T-Clamps® makes it easy to mount and route fuel, brake and transmission lines, electrical wiring, battery cables, vacuum lines and hoses.



**PART NUMBER**  
30-899-\_\_

Single Place T-Clamps®:

SIZE	QUANTITY
3/16"	14
1/4"	12
5/16"	12
3/8"	10
1/2"	5
5/8"	6

Double Place T-Clamps®:

SIZE	QUANTITY
3/16"- 3/16"	4
3/16"- 3/8"	4
5/16"- 5/16"	4
5/16"- 3/8"	4
3/8"- 3/8"	4

Stainless Steel Hardware:

SIZE	QUANTITY
#10-32 x 3/4" Screw	70
#10-32 x 1" Screw	15
#10-32 Hex Nut	12

## AUTO WIRING KIT

For rewiring or upgrading, this kit is for you. Separate and organize for easy tracking of your wiring.



**PART NUMBER**  
30-895-\_\_

Single Place T-Clamps®:

SIZE	QUANTITY
1/2"	4
3/16"	6
1/4"	6
3/8"	6
9/16" (#6 AN)	4
11/16" (#8 AN)	4
7/16" (#4 AN)	8

Stainless Steel Hardware:

SIZE	QUANTITY
#10-32 x 3/4" Screw	26
#10-32 x 1" Screw	12

## BRAKE LINE KIT

If you only need to fasten a few lines, our mini-kit is just the ticket. The kit will run a full 3/16"- 1/4" combination system. Will run entire brake system based on clamping every 18".



**PART NUMBER**  
30-89011

Single Place T-Clamps®:

SIZE	QUANTITY
3/16"	10
1/4"	10

Double Place T-Clamps®:

SIZE	QUANTITY
3/16"- 3/16"	5
1/4"- 1/4"	5
1/4"- 3/16"	5

Stainless Steel Hardware:

SIZE	QUANTITY
#10-32 x 3/4" Screw	35

**!** { Available only in black.

## RACER CLAMP KIT

Designed for the requirements of professional racing and hi-performance applications, where strength and light weight are critical. Each kit contains larger sized T-Clamps® for mounting braided pressure lines, hoses, and cables.



**PART NUMBER**  
30-89611

Single Place T-Clamps®:

SIZE	QUANTITY
7/16" (#4AN)	4
9/16" (#6AN)	5
11/16" (#8AN)	5
13/16" (#10AN)	5

Double Place T-Clamps®:

SIZE	QUANTITY
9/16"- 9/16"	3
11/16"- 11/16"	3
13/16"- 13/16"	3
15/16"- 15/16"	2


Stainless Steel Hardware:

SIZE	QUANTITY
#10-32 x 3/4" Screw	5
#10-32 x 1" Screw	21
#10-32 Hex Nut	6
1/2"-20 x 1-1/2" Socket Head Cap Screw	5
1/4"-20 Hex Nut	5

**!** { Available only in black.

## BUTN-SNAP® WIRE LOOM KITS

Self-locking pegs snap into place, securing both sides of the separator together. For 7-8mm wire. No metal hardware needed.



PART NUMBER
50-056-__

Kit Contents:

TYPE	QUANTITY
2-Place	2
3-Place	2
4-Place	2


## UNIVERSAL WIRE LOOM KITS (DOMESTIC)

Similar to the Butn-Snap Separators, but utilizes stainless steel hardware to attach components together. Simple to install and works with virtually any engine.

PART NUMBER	WIRE SIZE
50-156-__	7-8mm
50-110-__	10.5mm


Kit Contents:

TYPE	QUANTITY
2-Place	2
3-Place	2
4-Place	2



## UNIVERSAL WIRE LOOM KITS (SPORT COMPACT)

4 & 6 cylinder sport compacts, SUV's, and custom applications. Kit contains three, 2-place separators, one 3-place separator, and two 4-place separators to loom the wires all the way to the distributor.



PART NUMBER	WIRE SIZE
50-256-__	7-8mm
50-210-__	10.5mm

Kit Contents:

TYPE	QUANTITY
2-Place	3
3-Place	1
4-Place	2

Use T-Clamps® and Smoothie® Wire Loom Kits to secure your nitrous lines, spark plug wires, HD amp & speaker cables. Almost anything can be securely held in place.


## VERTICAL V-8 WIRE LOOM KITS

Our most popular style for mounting on valve covers, allowing the separators to be positioned vertically instead of horizontally. Adjustable to allow wires to be loomed out of high heat areas, thereby making the application last longer. Fits most Ford, GM, and Chrysler V8s.

PART NUMBER	WIRE SIZE
50-756-__	7-8mm
50-710-__	10.5mm


Kit Contents:

TYPE	QUANTITY
Brackets	6
4-Place	4
3-Place	2
2-Place	2



## HORIZONTAL V-8 WIRE LOOM KITS

Lays the wires out parallel to the valve cover. Fits most Ford, GM, and Chrysler V8s.



PART NUMBER	WIRE SIZE
50-956-__	7-8mm
50-910-__	10.5mm

Kit Contents:

TYPE	QUANTITY
Brackets	6
4-Place	4
3-Place	2
2-Place	2


## TOP MOUNT HORIZONTAL V-8 WIRE LOOM KITS

Similar to our #50-956 Horizontal Wire Loom Kit, but with longer bolts. Gives a neat, professional, custom look while keeping wires out of the high heat areas. Complements your chrome or billet accessories.

PART NUMBER	WIRE SIZE
50-356-__	7-8mm
50-310-__	10.5mm


Kit Contents:

TYPE	QUANTITY
Brackets	6
4-Place	4
3-Place	2
2-Place	2



## HORIZONTAL V-6 WIRE LOOM KITS

For sport compacts, SUVs, & mini-trucks. Similar to our V-8 Horizontal Wire Loom Kit.



PART NUMBER	WIRE SIZE
50-656-__	7-8mm

Kit Contents:

TYPE	QUANTITY
Horizontal Brackets	2
2-Place	2
3-Place	4

## SMOOTHIE® SEPARATOR KITS FOR MOST V8s - STAC-PAK® WIRE LOOM KITS


Designed for tight clearances and for vehicles running magnetos or HEI systems. The double stack designed separators maintain two-over-two ignition wires from the magneto or distributor all the way to the valve cover. Vertical mount brackets support wires out of high heat areas. Fits most Ford, GM, and Chrysler V8s.



PART NUMBER	WIRE SIZE
50-556-__	7-8mm


Kit Contents:

TYPE	QUANTITY
Brackets	6
4-Place Squares	6
2-Place	2



## SIDE MOUNT ALUMINUM BRACKET KITS

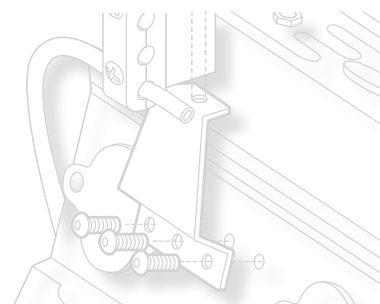
If you're running engraved valve covers and don't want to hide them, or just want to be able to remove the covers without touching the spark plug wires, this application is perfect. Use existing holes in the side of the heads, to mount aluminum brackets. Includes hardware.



PART NUMBER	WIRE SIZE
50-82494	7-8mm

Kit Contents:

TYPE	QUANTITY
Brackets	4



**!** Use with P/N 50-756-\_\_, sold separately.


## 4-PLACE BOX CLUSTER

Perfect where space is limited. Places the wires two over two. Can be used with Smoothie brackets (see P/N 50-556-\_\_ Stac-Pak) or added as an extra wire support to any kit. Stainless screws included. For 7-8mm wire.

PART NUMBER
50-456-__


Kit Contents:

TYPE	QUANTITY
4-Place Squares	2



## SPIN-N-SNAP

This unique design allows a quick and easy method of routing any type of wires or cables anywhere. For 7-8mm wire. Just spin the inner ring to align with opening, place the wire inside, then spin to next opening. When all desired wires are in the unit, spin to the closed position. Now your wires are secured! No hardware required.




PART NUMBER
55-190-__

Kit Contents:

TYPE	QUANTITY
2-Place	2
3-Place	2
4-Place	2

## SCREWLESS CHAZIS® CLAMPS

Easily surrounds 1-5/8" tubular chassis applications. Locking pegs will not come apart. Allows for full removal while still on line. Prevents line crimping and chafing from pulling common tie wraps too tight. Air flows completely around line, aiding in cooling of fluids. Full range of sizes to accommodate most applications. NHRA approved. 3 clamps per package with zip ties.



PART NUMBER	SIZE	QUANTITY
41-43751	7/16" (#4AN)	3
41-50051	1/2"	3
41-56251	9/16" (#6AN)	3
41-62551	5/8"	3
41-65051	11/16" (#8AN)	3
41-82051	13/16" (#10AN)	3
41-83551	15/16"	3

! { Available only in black.



## SHRINK TUBING KITS

Nothing is more frustrating than having the wrong size shrink tubing in the middle of a job. To help solve this, we created a series of multi-size shrink tubing kits. Our kits have 6 sizes to work with to give you a perfect selection.



**ASSORTED COLORS:**  
Part Number 70-971-31



**BLACK:**  
Part Number 70-971-11

COLOR	CODE	EXAMPLE
Black	11	
Blue	12	
Red	13	
White	14	
Yellow	15	
Green	16	
Orange	17	
Gray	19	
Purple	20	
Clear	21	
Assorted	31	(See Kit Image)

**PART NUMBER**  
70-971-\_\_

Kit Contents:

SIZE	LENGTH PER PIECE	QUANTITY
1/8"	6"	30 Pieces
1/4"	6"	20 Pieces
3/8"	6"	20 Pieces
1/2"	6"	20 Pieces
3/4"	6"	10 Pieces
1"	6"	10 Pieces

## PERFORMANCE INSULATING SLEEVES


Just slip these high-temp fiberglass sleeves over your spark plug boots for economical, long lasting protection. Easy, slip on installation. Protects up to 1200°. Halogen free. Resists gasoline and engine chemicals.



70-940-11




70-940-12



70-940-13




70-940-14



## WHEEL BOLT CIRCLE® TEMPLATE

Quickly check the lug bolt pattern for almost any wheel. A must when fitting custom wheels. Saves you time and money. Made of tough ABS to ensure accuracy for years. Easy to read numbers.



PART NUMBER	DESCRIPTION
80-21392	Red - 5 lug SAE: 4-1/2", 4-3/4", 5", and 5-1/2"
80-21492	Blue - 4 lug Metric: 98mm, 100mm, 4-1/4", 4-1/2"
80-21592	Yellow - 5 lug Metric: 100mm, 112mm, 115mm, 120mm
80-21692	Gray - 6 lug SAE for trucks: 127mm, 5-1/2", 6-1/2"
<b>80-21200</b>	<b>Complete kit! Has one each of all the above.</b>

## HOSE & TUBE GAUGE

No more second-guessing which size clamp to purchase! Easily and accurately measure the outside diameter of all your tubing, hose, and wire so you can pick the right T-Clamp for a perfect fit every time. Molded from tough ABS, this hose and tube gauge should be in every toolbox.




### PART NUMBER

80-11492

## TOOL MAID®

Have you ever wondered which wire went where? Which cylinder was running lean or rich? Dropped a nut down the carburetor? Forgot where you laid that tool you just had? If you answer "yes" to any of these questions, you need the patented Tool Maid® engine tool tray. This handy, lightweight 12" x 14" tray mounts directly on 4-barrel carburetors using the stock stud and nut. Large, angled compartments keep tools and small parts within easy reach. The side panels conveniently hold plugs and wires out of the way and keeps them in order. Tray is constructed of gas and oil resistant polypropylene.




### PART NUMBER

80-13456

**!** { Available only in gray.

# SHIFTERS & TRANSMISSION ACCESSORIES



LECARRA  
Steering Wheels



MC  
MODERN CLASSIC

LOKAR

MADE 4 YOU  
by LOKAR INC.

# AUTOMATIC TRANSMISSION SHIFTERS

For over three decades, automotive enthusiasts have experienced and enjoyed the superior craftsmanship, design, and safety features of our Automatic Transmission Shifters. When Lokar builds a Shifter, whether it's for a hot rod, street rod, truck, muscle car, or off-road vehicle, safety is the first and foremost consideration.

The Lokar Collection of Shifters is designed to prevent accidental shifting into Reverse from Park or Neutral with our exclusive Safety Lock-Out Button. When in Park, the Safety Lock-Out Button is flush with the knob. Lokar also offers Shifter Knob Adapters for individuals who wish to personalize their Shifter with a knob that does not have a button (See page 55).

## AUTOMATIC TRANSMISSION SHIFTER FEATURES

- Positive Lock-Out in Park And Neutral
- Neutral Safety Switch
- Lever adjustments for dash and seat clearance
- 360 degree lever rotation for extra leg space
- Available for most GM, Ford and Chrysler automatic transmissions
- Levers available in chrome plated or black powder coat finish
- Levers available in many lengths and styles (see page 49 for options)
- Choice of many knob styles (see page 50)
- Slotted bracket allows for fine adjustment of shifter angle

All Automatic Transmission Shifters feature our exclusive Safety Lock-Out Button to prevent accidental shifting.

U.S. Patent No. 11,181,189



Neutral Safety Switch




### CASE MOUNT SHIFTERS

- With our exclusive and innovative main plate and side brackets, the shifters can be mounted in a number of positions front to rear, allowing you to use an existing floor opening or to create a unique location
- Available for GM, Ford, and Chrysler automatic transmissions in 4", 6", 8", 10", 12", 16", 23" and 32" lever lengths

**!** { Not available for 6L80E, 6R80, or cast-iron Powerglide

**MOUNTING CODE = CM**



### TAIL MOUNT SHIFTERS

- Mounts to the transmission's tailhousing bolts
- Available for GM, Ford, and Chrysler automatic transmissions in 4", 6", 8", 10", 12" and 16" lever lengths

**!** { Not available for 6L80E, 6R80, Powerglide, TH200, or 200-4R

**MOUNTING CODE = TM**




### CABLE OPERATED FLOOR MOUNT SHIFTERS

- Retains all of the same features of our standard Floor Mount Shifters
- Can be mounted in virtually any location. This is especially useful when obstructions or personal preference for location are the driving factors for installation
- Durable 1/4" inner cable and spherical rod ends
- Available for GM and Ford automatic transmissions in 4", 6", 8", 10", 12", 16", 23" and 32" lever lengths.

**!** { Not available for 6L80E, 6R80, Powerglide, TH200, Ford FMX, or Chrysler / Mopar

**MOUNTING CODE = CO**





### FLOOR MOUNT SHIFTERS

- Retains all of the same features of our transmission mounted Shifters
- Mounts to the floor on the transmission tunnel using our mounting brackets
- Floor Mount is especially helpful when mounting through existing consoles
- Available for GM, Ford, and Chrysler automatic transmissions in 4", 6", 8", 10", 12", 16", 23" and 32" lever lengths
- When selecting a Shifter boot, we recommend one of our rectangular style Shifter Boots with a Floor Mount Shifter

**!** { Not available for 6L80E, 6R80 or cast-iron Powerglide

**MOUNTING CODE = FM**




# CHOOSE YOUR SHIFTER MOUNT

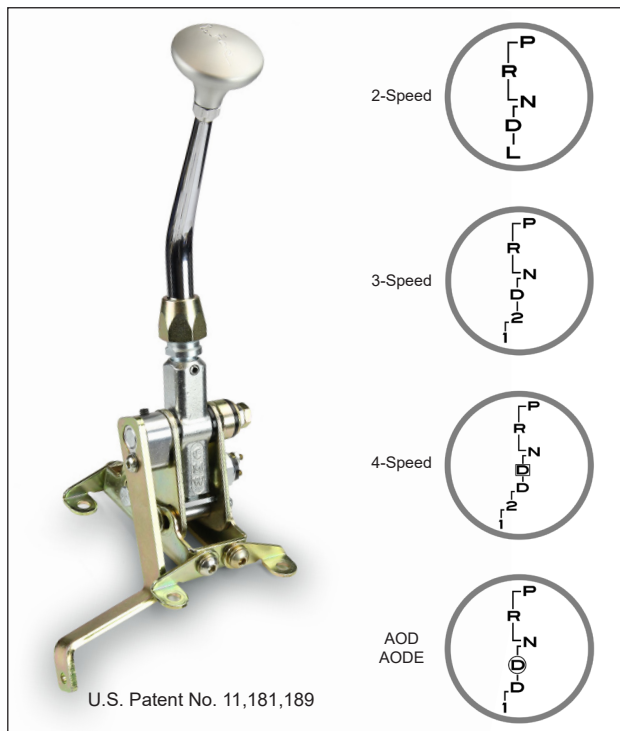
## CLAYTON MACHINE WORKS GATED TRANSMISSION SHIFTERS



- Available only in a floor mount configuration
- Features gated style and the side detent shift pattern allows for unlimited lever and knob options
- The innovative lever design allows for easy removal and 360 degree rotation
- Available with Retro or Solid Round Knob in your choice of finishes
- Lever lengths of 6", 8", 10", 12", 16", 23" and 32" are available as well as 16", 23" and 32" double bend
- The neutral safety switch is included
- Available for most GM, Ford & Chrysler transmissions



For Gated Shifter that will accept a Tremec style lever (pictured above) see page 56.



U.S. Patent No. 11,181,189


**MOUNTING CODE = GS**

## ELECTRONIC SPORT MODE SHIFTERS

- Electronic Sport Mode Shifter allows you to take control of your transmission whenever you desire. Shift your lever from Drive into Manual Sport Mode and bump through the gears
- Maintains all of the safety features from our traditional automatic transmission Shifters
- Available for GM and Ford automatic transmissions in 4", 6", 8", 10", 12", and 16" lever lengths

### FEATURES

- Precision machined components
- Positive lock-out in park and neutral
- Integrated neutral safety switch
- Floor mount design, cable operated
- Standard automatic with integrated "Sport Shift" mode
- Works with all current push button Lokar knobs and adapters
- Single bend, double bend, and bench bend levers available
- Works with most aftermarket controllers
- Shifter cable included
- Additional gear positions possible



U.S. Patent No. 10,871,220  
11,181,189  
11,906,038

**MOUNTING CODE = ES**

**!** Only available for computer controlled / electronic transmissions:  
6L80E, 6L90E, 6R80, 4L80E, 4L60E, AODE, and 4R70W

# IDENTIFY YOUR TRANSMISSION

PAN GASKET	TRANSMISSION TYPE	CODE
	13 Bolts TH350	<b>350</b>
	13 Bolts TH400	<b>400</b>
	16 Bolts 700-R4	<b>700</b>
	16 Bolts 4L60	<b>4L60</b>
	16 Bolts 4L60E	<b>4L60E</b>
	17 Bolts 4L80E	<b>4L80</b>
	11 Bolts TH200	<b>200</b>
	16 Bolts 200-4R	<b>200R</b>
	14 Bolts Aluminum Case PG	<b>PG</b>
	15 Bolts 45RFE	<b>45RFE</b>


PAN GASKET	TRANSMISSION TYPE	CODE
	14 Bolts 518	<b>518</b>
	14 Bolts 727	<b>727</b>
	14 Bolts 904	<b>904</b>
	14 Bolts AOD <i>All Ford AOD Shifters require the use of a Lokar Kickdown Kit.*</i>	<b>AOD</b>
	11 Bolts C4	<b>C4</b>
	17 Bolts C6	<b>C6</b>
	14 Bolts FMX	<b>FMX</b>
	14 Bolts 4R70W AODE	<b>4R70W</b>
	19 Bolts 6L80E	<b>6L80</b>
	20 Bolts 6R80	<b>6R80</b>

**!** Limited Mounting Styles for some applications. See pages 46 & 47 for more info.

\*See pages 86 & 89 for details.

CHROME

BLACK



CODE **E** **D** **C** **B** **A**

CODE **EX** **DX** **CX** **BX** **AX**

8" Single Bend    10" Single Bend    12" Single Bend    16" Single Bend    23" Single Bend

8" Single Bend    10" Single Bend    12" Single Bend    16" Single Bend    23" Single Bend

CHROME

BLACK



CODE **CN** **BN** **AN** **CNX** **BNX** **ANX**

12" Double Bend    16" Double Bend    23" Double Bend    12" Double Bend    16" Double Bend    23" Double Bend

CODE **R2** **R1** **R2X** **R1X**

32" Radical Double Bend    32" Radical Single Bend    32" Radical Double Bend    32" Radical Single Bend



CHROME

BLACK



CODE **J** **G** **JX** **GX**

12" Bench Bend    16" Bench Bend    12" Bench Bend    16" Bench Bend

CHROME

BLACK



CODE **H** **F** **HX** **FX**

4" Straight    6" Straight    4" Straight    6" Straight




Shifter lever lengths start 3.5" above the top of the transmission for Case Mount, 3.5" above the floor or tunnel for Floor Mount, and 4.5" above the floor or tunnel for Electronic Sport Mode Shifters. Use this measurement to determine the desired shifter lever length for your vehicle.

# CHOOSE YOUR SHIFTER KNOB

All Lokar Shifter Knobs are designed with our Safety Lock-Out functionality. These easy-to-remove Shifter knobs have been designed for simple boot installation. All Shifter Knobs are available with a plain button. 8-Ball Shifter Knob is machined from Delrin and is not available with an engraved shift pattern.


**!** Shift pattern is determined by transmission type selected in Step 2.

**!** Venetian, Round, Deco, 8-Ball, and Muscle Car styles not available with engraved shift pattern.




CODE **M** **MB** **MP**

Mushroom Brushed Mushroom Black Mushroom Polished




CODE **L** **LB** **LP**

Hi-Tech Brushed Hi-Tech Black Hi-Tech Polished




CODE **V** **VB** **VP**

Venetian Brushed Venetian Black Venetian Polished




CODE **R** **RB** **RP**

Round Brushed Round Black Round Polished



CODE **P** **PB** **PP**

Piston Brushed Piston Black Piston Polished




CODE **K** **KB** **KP**

Deco Brushed Deco Black Deco Polished



CODE **S** **8**

Skull Polished 8-Ball




CODE **QT** **QB** **QW**

Muscle Car Brite Muscle Car Black Muscle Car White

Enjoy the look and feel of a classic 4-Speed Muscle Car Shifter by ordering one of Lokar's Shifters with a Muscle Car Shifter knob. This knob will give you the same "pull up to shift" feel as the early Corvette shifter.

**!** Engraved shift pattern on button of skull knob can be rotated to face forward or rearward.

**!** Muscle Car Shifter Knob not available for 4" lever.



CODE **Z** **ZB** **ZP**

Retro Brushed Retro Black Retro Polished



CODE **Y** **YB** **YP**

Solid Round Brushed Solid Round Black Solid Round Polished

**!** Retro and Solid Shifter knobs are designed to fit the Clayton Machine Works Gated Shifter only.

# COLUMN SHIFT LINKAGE

## ADJUSTABLE COLUMN SHIFT LINKAGE

- Machined billet aluminum
- 3/4"-48 spline designed for 360° rotation allowing proper ratio adjustment between transmission and indicator on column
- For applications with a direct line of sight from the column to the transmission lever
- Works with GM style factory or aftermarket columns
- Kit includes Selector Shaft Arm




Linkage rod is 21" in length (except for Truck applications).

APPLICATION	PART NUMBER
GM TH350, TH400, 700-R4, TH200, 200-4R, 4L60, 4L60E, 4L65E, 4L70E, 4L75E, 4L80E, and 4L85E	ACA-1800
GM 6L80E and 6L90E	ACA-1809
Truck (26" Length): GM TH350, TH400, 700-R4, TH200, 200-4R, 4L60, 4L60E, 4L65E, 4L70E, 4L75E, 4L80E, and 4L85E	ACA-1811
Ford C4 and C6	ACA-1801
Ford AOD	ACA-1807
Ford 4R70W and AODE	ACA-1808
26" Linkage Rod Only	ATA-1837



ACA-1809



ACA-1807


**!** All Ford AOD Column Shift Linkage Kits require the use of a Lokar Kickdown Kit. See pages 86 & 89 for details.

## COLUMN CABLE SHIFT LINKAGE

- Works with most automatic GM style factory or aftermarket columns
- Includes a 6' cable which allows for routing around the transmission, cross-members, and brake pedals (longer cables are available upon request)
- Mounting arm can be used on either side of the column.
- Can also be used in conjunction with our Back-Up Light or Neutral Safety Switch Kit (BL-1400U) for most GM transmissions
- Hardware and brackets included in kit

**!** Not for use with 4L60E transmissions.

APPLICATION	2" COLUMN	2-1/4" COLUMN
GM TH350, TH400, 700-R4, TH200, 200-4R, 4L60, and 4L80E (short selector shaft only)	ACA-1804	ACA-1805



Column Cable Trans Connection




Column Connection

# AUTOMATIC TRANSMISSION SHIFTER PARTS


## FORD AOD, AODE/4R70W SELECTOR SHAFT & ARM

- Replaces factory selector shaft and arm
- Adjustable arm simplifies finding proper ratio between shifter and transmission
- Can be installed in any 360 degree position for versatility
- Can be used with most aftermarket shifters



**!** All Ford AOD Shifters require the use of a Lokar Kickdown Kit. See pages 86 & 89 for details.

DESCRIPTION	APPLICATION	
	AOD	4R70W / AODE
Selector Shaft & Arm 1/4" Slot & Hole	ATA-1000	ATA-1004
Selector Shaft & Arm 5/16" Slot	ATA-1001	ATA-1005
Selector Flange & Arm 1/4" Slot & Hole	-	ATA-1002
Selector Flange & Arm 5/16" Slot	-	ATA-1003



## BILLET ALUMINUM ADJUSTABLE TRANSMISSION SHIFT ARMS

APPLICATION	PART NUMBER
GM TH350, TH400, 700-R4, TH200, 200-4R, 4L60, 4L60E, 4L65E, 4L70E, 4L75E, 4L80E, and 4L85E	ACA-1802
GM 6L80E and 6L90E	ACA-1810
Ford C4 and C6	ACA-1803



## LEVER CONVERSION KITS

SIZE	SHIFTER LEVER & INNER ROD			
	NO BOTTOM THREAD		LOWER THREADS ON LEVER	
	CHROME	BLACK	CHROME	BLACK
4" Straight	RLK-69000	XRLK-69000	-	-
6" Straight	RLK-69001	XRLK-69001	RLK-68001	XRLK-68001
8" Single Bend	RLK-69008	XRLK-69008	RLK-68008	XRLK-68008
10" Single Bend	RLK-69009	XRLK-69009	RLK-68009	XRLK-68009
12" Single Bend	RLK-69010	XRLK-69010	RLK-68010	XRLK-68010
16" Single Bend	RLK-69011	XRLK-69011	RLK-68011	XRLK-68011
23" Single Bend	RLK-69012	XRLK-69012	RLK-68012	XRLK-68012
32" Single Bend	RLK-69013	XRLK-69013	RLK-68013	XRLK-68013
12" Double Bend	RLK-69019	XRLK-69019	RLK-68019	XRLK-68019
16" Double Bend	RLK-69014	XRLK-69014	RLK-68014	XRLK-68014
23" Double Bend	RLK-69015	XRLK-69015	RLK-68015	XRLK-68015
32" Double Bend	RLK-69016	XRLK-69016	RLK-68016	XRLK-68016
12" Bench Bend	RLK-69018	XRLK-69018	RLK-68018	XRLK-68018
16" Bench Bend	RLK-69017	XRLK-69017	RLK-68017	XRLK-68017



For lever type verification you can check the nut. Nut on threaded lever accepts a 15/16" wrench. Nut on non-threaded lever accepts a 1" wrench.

## SHIFTER CABLE CONVERSION KITS



- Converts Lokar automatic transmission shifter from rod linkage to cable operation
- Components allow the cable to be routed around obstacles and mounted in virtually any location
- Also converts Clayton Machine Works Gated Shifters (found on page 47) to cable operation

APPLICATION	PART NUMBER
GM TH350/TH400	ATA-7001
GM 700-R4 / 4L60 / 200-4R	ATA-7002
Ford AOD/AODE/4R70W	ATA-7003
Ford C4	ATA-7004
Ford C6	ATA-7005
GM 4L80E/4L60E	ATA-7006

## BELL CRANK KITS

- Designed for use with Lokar Automatic Transmission Shifters when mounting the shifter all the way forward on the main plate

APPLICATION	PART NUMBER
GM TH350, 700-R4, & 4L60 w/ Mechanical Speedo	ATA-7101
GM 700-R4 w/ Electronic Speedo	ATA-7102
Ford AOD, 4R70W, AODE	ATA-7103
Ford C4	ATA-7104



Shown with backup light trigger

## BACK-UP LIGHT OR NEUTRAL SAFETY SWITCH KIT

- Includes your choice of Back-Up Light Switch OR Neutral Safety Switch
- Single trigger for Back-Up Light Switch, or double trigger for Neutral Safety Switch
- All mounting hardware included

**KIT WILL NOT PERFORM BOTH FUNCTIONS SIMULTANEOUSLY**


APPLICATION	PART NUMBER
GM TH350, TH400, 700-R4, TH200, 200-4R, & 4L60	BL-1400U



Works with Lokar adjustable column shift linkage except TH400, 700-R4, 4L60, 4L60E & 4L80E.

## SPARE SHIFTER COMPONENT PARTS

DESCRIPTION	PART NUMBER
15" Shift Linkage Rod Assembly 1/4"-28	ATA-6901
24" Shift Linkage Rod Assembly 1/4"-28	ATA-6902
Rod Ends 1/4"-28 w/ Nut (Pair)	ATA-6903
Rod Ends 5/16"-24 w/ Nut (Pair)	ATA-6904
Neutral Safety Switch w/ Washer	ATA-6905
Cable Clamps for Push-Pull Cables	WCA-9000
40 Series Cable 48" Bulkhead Groove	WCA-9048
40 Series Cable 60" Bulkhead Groove	WCA-9060
40 Series Cable 72" Bulkhead Groove	WCA-9072
40 Series Cable 84" Bulkhead Groove	WCA-9084
40 Series Cable 96" Bulkhead Groove	WCA-9096
40 Series Cable 108" Bulkhead Groove	WCA-9108
40 Series Cable 120" Bulkhead Groove	WCA-9120



# SHIFTER KNOBS

All Lokar Push-Button Shifter Knobs are designed with our Safety Lock-Out functionality. These easy to remove Shifter Knobs have been designed for simple boot installation. Engraved shift patterns available for the transmission types listed in the chart below. Knobs operate with Lokar shifters only. All Shifter Knobs are available with a plain button.

**!** Round, Venetian, Deco, 8-Ball and Muscle Car styles not available with engraved shift pattern.

**💡** Engraved shift pattern on button of Skull Knob can be rotated to face forward or rearward.

											
Mushroom Brushed		Mushroom Black		Mushroom Polished		Hi-Tech Brushed		Hi-Tech Black		Hi-Tech Polished	
POWERGLIDE	SK-6844	POWERGLIDE	SK-6845	POWERGLIDE	SK-6880	POWERGLIDE	SK-6846	POWERGLIDE	SK-6909	POWERGLIDE	SK-6938
3-SPEED	SK-6838	3-SPEED	SK-6839	3-SPEED	SK-6860	3-SPEED	SK-6840	3-SPEED	SK-6904	3-SPEED	SK-6867
GM 4-SPEED	SK-6841	GM 4-SPEED	SK-6842	GM 4-SPEED	SK-6855	GM 4-SPEED	SK-6843	GM 4-SPEED	SK-6906	GM 4-SPEED	SK-6905
AOD, AODE & 4R70W	SK-6847	AOD, AODE & 4R70W	SK-6848	AOD, AODE & 4R70W	SK-6887	AOD, AODE & 4R70W	SK-6849	AOD, AODE & 4R70W	SK-6908	AOD, AODE & 4R70W	SK-6907
PLAIN BUTTON	SK-6868	PLAIN BUTTON	SK-6870	PLAIN BUTTON	SK-6911	PLAIN BUTTON	SK-6866	PLAIN BUTTON	SK-6935	PLAIN BUTTON	SK-6910
											
Solid Round Brushed		Solid Round Black		Solid Round Polished		Venetian Brushed		Venetian Black		Venetian Polished	
SK-6920		SK-6921		SK-6922		SK-6923		SK-6924		SK-6925	
											
Deco Brushed		Deco Black		Deco Polished		Muscle Car Brite		Muscle Car Black		Muscle Car White	
SK-6926		SK-6927		SK-6928		SK-68MCT		SK-68MCB		SK-68MCW	
						Enjoy the look and feel of a classic 4-Speed Muscle Car Shifter by ordering one of Lokar's shifters with a muscle car shifter knob. This knob will give you the same "pull up to shift" feel as the early Corvette shifter. <b>Not available for 4" lever.</b>					
											
Piston Brushed		Piston Black		Piston Polished		Skull Polished		8-Ball			
POWERGLIDE	SK-6853	POWERGLIDE	SK-6943	POWERGLIDE	SK-6858	POWERGLIDE	SK-6864	SK-6850			
3-SPEED	SK-6851	3-SPEED	SK-6941	3-SPEED	SK-6857	3-SPEED	SK-6862				
GM 4-SPEED	SK-6852	GM 4-SPEED	SK-6942	GM 4-SPEED	SK-6856	GM 4-SPEED	SK-6863				
AOD, AODE & 4R70W	SK-6854	AOD, AODE & 4R70W	SK-6944	AOD, AODE & 4R70W	SK-6859	AOD, AODE & 4R70W	SK-6865				
PLAIN BUTTON	SK-6869	PLAIN BUTTON	SK-6955	PLAIN BUTTON	SK-6881	PLAIN BUTTON	SK-6861				


# CLAYTON MACHINE WORKS GATED SHIFTER KNOBS

- 3/8"-24 thread
- Aluminum jam nut included



**!** { These knobs only fit Shifter Levers on pages 49 & 52.

		POWERGLIDE	GM 3 SPEED	GM 4 SPEED	AOD/AODE/4R70W	PLAIN
<b>SOLID RETRO</b>	Brushed	SK-6961	SK-6962	SK-6963	SK-6964	SK-6965
	Black	SK-6971	SK-6972	SK-6973	SK-6974	SK-6975
	Polished	SK-6981	SK-6982	SK-6983	SK-6984	SK-6985
<b>SOLID ROUND</b>	Brushed	SK-6956	SK-6957	SK-6958	SK-6959	SK-6960
	Black	SK-6966	SK-6967	SK-6968	SK-6969	SK-6970
	Polished	SK-6976	SK-6977	SK-6978	SK-6979	SK-6980



**!** { See page 44 for all the safety features of our shifters.

## SHIFTER KNOB ADAPTERS

- Adapts virtually any knob to Lokar Shifters
- All Shifter safety features are retained (including positive lock-out in Park and Neutral)
- Simple "push down to shift" operation
- Available in chrome or black finish

STANDARD SHIFTER KNOB ADAPTER		
THREAD	CHROME	BLACK
3/8" - 16	SK-6878	XSK-6878
3/8" - 24	SK-6879	XSK-6879

## KNOBS FOR LOKAR SHIFTER KNOB ADAPTER

2-1/4" RESIN KNOBS	
IVORY	SK-6882
WHITE	SK-6883
BLACK	SK-6884
8-BALL	SK-6885
IVORY & RED 8-BALL	SK-6886

Includes aluminum 3/8"-16 and 3/8"-24 thread inserts and aluminum jam nuts.



**!** { Engraved shift pattern not available.

**!** { Will not work with Muscle Car Shifter Knob Adapter.




2" SOLID ALUMINUM KNOBS			
		3/8"-24 THREAD	3/8"-16 THREAD
<b>ROUND</b>	Brushed	SK-6912	SK-6929
	Black	SK-6913	SK-6930
	Polished	SK-6914	SK-6931
<b>VENETIAN</b>	Brushed	SK-6918	SK-6932
	Black	SK-6916	SK-6933
	Polished	SK-6919	SK-6934

**!** Aluminum jam nut is included.

# MANUAL TRANSMISSION ACCESSORIES

## AXISHIFT®

- Allows for precise shifter lever placement
- Lever can be rotated 360 degrees and tilted 15 degrees in any direction
- Machined from high strength steel
- AxiShift® bolts onto Tremec TKO-500/600, TKX, and Magnum
- AxiShift® Pro is a direct replacement for the Tremec TKO-500/600, and TKX control lever (lever / knob not included)



AxiShift® Pro



AxiShift®




Patent  
11,441,672

DESCRIPTION	PART NUMBER
AxiShift® Bolt-on Shift Lever Adapter	MSL700
AxiShift® Pro Indexable Shift Lever Adapter	MSL701

## CLAYTON MACHINE WORKS GATED AUTOMATIC TRANSMISSION SHIFTER WITH TREMEC STYLE LEVER ADAPTER

- Available only in a floor mount configuration
- Side shift detent pattern allows for unlimited lever and knob options
- Neutral safety switch is included
- Available for most GM, Ford & Chrysler transmissions (lever / knob not included)



See our Clayton Machine Works Tremec style lever options on page 58. See our Lokar Tremec style lever options on pages 57 & 59.



Lokar and Clayton Machine Works Tremec Style levers are designed to work with any Shifter Knob that uses a 3/8"-16 thread size. See page 59 for knob options.

TRANSMISSION	PART NUMBER
GM TH350	GS350T
GM TH400	GS400T
GM 700-R4	GS700T
GM 4L60	GS4L60T
GM 4L60E	GS4L60ET
GM 4L80E	GS4L80T
GMTH200	GS200T
GM 200-4R	GS200RT
Aluminum Case Powerglide	GSPGT
Chrysler 45RFE	GS45RFET
Chrysler 518	GS518T
Chrysler 727	GS727T
Chrysler 904	GS904T
Ford AOD	GSAODT
Ford C4	GSC4T
Ford C6	GSC6T
Ford FMX	GSFMXT
Ford 4R70W, AODE	GS4R70WT

## GOOLSBY EDITION BY LOKAR SHIFTER LEVERS

- Direct bolt on for Tremec T5, T45, T56, TKO, TKX, and Magnum with 7/8" center to center bolt spacing
- Billet aluminum construction
- Machined groove for boot attachment
- Available in polished or black finish
- Fits shifter knob with 3/8"-16 thread size  
(knob not included)




SIZE	TKO-500, TKO-600, TKX & MAGNUM		TREMEC / BORG WARNER T5, T45, & T56	
	POLISHED	BLACK	POLISHED	BLACK
10" Goolsby Edition	MSL621D	XMSL621D	MSL622D	XMSL622D

## CHROME STEEL TREMEC/BORG WARNER SHIFTER LEVERS

- Direct bolt on for Tremec T5, T45, T56, TKO and Magnum with 7/8" center to center bolt spacing
- Tremec/Borg Warner kits include 8mm socket head cap screws
- Tremec TKO and Magnum kits include 3/8"-24 socket head cap screws
- All levers feature a 3/8"-24 shift knob thread
- Available in 10", 12", 16" single bend, and 16" double bend
- All levers are available in chrome or black finish  
(knob not included)

SIZE	TKO-500, TKO-600, TKX & MAGNUM		TREMEC / BORG WARNER T5, T45, & T56	
	CHROME	BLACK	CHROME	BLACK
10" Single Bend	MSL603D	XMSL603D	MSL6D	XMSL6D
12" Single Bend	MSL602C	XMSL602C	MSL6C	XMSL6C
16" Single Bend	MSL601B	XMSL601B	MSL6B	XMSL6B
16" Double Bend	MSL604B2	XMSL604B2	MSL6B2	XMSL6B2



## CHEVROLET/GMC S10 5-SPEED MANUAL SHIFTER LEVER ADAPTER

- Fits 1993-2003 NV3500 Transmission as well as 1995-2003 NV1500 Transmission

**REQUIRES USE OF LOKAR'S T5 TREMEC LEVER**

DESCRIPTION	PART NUMBER
Manual Shifter Lever Adapter Only	MSL610
Chrome 12" S10 Lever & Manual Shifter Lever Adapter	MSL605C



S10 Manual Shift Lever Adapter Installed in Factory Shifter.



## CLAYTON MACHINE WORKS TRUSS-STYLE SHIFTER LEVERS

- Machined from billet aluminum
- Gray powder coated or black anodized finish
- Available in 8" and 10" lengths with 30 degree kickback
- Fits Hurst, Tremec TKO-500, TKO-600, TKX, and Magnum with the standard 2 bolt flange
- 3/8"-16 Threaded stud for shift knob  
(knob not included)



LEVER LENGTH	FINISH	PART NUMBER
8"	Black Anodized	SH-205-8
10"	Black Anodized	SH-205-10
8"	Gray Powder Coat	SH-202-8
10"	Gray Powder Coat	SH-202-10

## CLAYTON MACHINE WORKS TRUSS-STYLE ADJUSTABLE SHIFTER LEVERS

- Adjustable to 3 settings in 10 degree increments
- Machined from billet aluminum
- Gray powder coated or black anodized finish
- Fits Hurst, Tremec TKO-500, TKO-600, TKX, and Magnum with the standard 2 bolt flange
- 3/8"-16 Threaded stud for shift knob  
(knob not included)



LEVER LENGTH	FINISH	PART NUMBER
10"	Gray Powder Coat	SH-204-10
10"	Black Anodized	SH-206-10



## CLAYTON MACHINE WORKS BILLET SHIFTER LEVERS


- Machined from billet aluminum
- Black anodized finish with machined edges and perforated aluminum inserts
- Available in 8" and 10" lengths with 30 degree kickback
- Fits Hurst, Tremec TKO-500, TKO-600, TKX, and Magnum with the standard 2 bolt flange
- 3/8"-16 Threaded stud for shift knob  
(knob not included)



LEVER LENGTH	FINISH	PART NUMBER
8"	Black Anodized	SH-203-8
10"	Black Anodized	SH-203-10

## BILLET ALUMINUM TREMEC/BORG WARNER SHIFTER LEVERS

- Direct bolt on for Tremec T5, T45, T56, TKO, TKX and Magnum
- Machined groove for boot attachment
- 3/8"-16 thread for shift knob
- Available in 6" and 8" straight and in 6", 8" and 10" single bend (knob not included)




SIZE	TKO-500, TKO-600, TKX & MAGNUM		TREMEC / BORG WARNER T5, T45, T56	
	BRUSHED	BLACK	BRUSHED	BLACK
6" Single Bend	MSL614F	XMSL614F	MSL619F	XMSL619F
6" Straight	MSL615F	XMSL615F	MSL620F	XMSL620F
8" Single Bend	MSL612E	XMSL612E	MSL617E	XMSL617E
8" Straight	MSL613E	XMSL613E	MSL618E	XMSL618E
10" Single Bend	MSL611D	XMSL611D	MSL616D	XMSL616D

TREMEC BOOTS	
RING STYLE (RING NOT INCLUDED)	PART NUMBER
Round	70-SRB
Rectangle	70-BFS

**!** Shifter knobs not included with manual levers. See section below or see page 55 for knobs.

## MANUAL TRANSMISSION SHIFTER KNOBS

- 2" diameter
- Engraved with the appropriate shift pattern
- Available in Ivory, Black, and White
- Includes aluminum 3/8"-16 and 3/8"-24 inserts and jam nuts



APPLICATION	KNOB COLOR		
	IVORY	WHITE	BLACK
4-Speed (Reverse Up Left)	SK-6893	SK-6894	SK-6895
4-Speed (Reverse Down Left)	SK-6890	SK-6891	SK-6892
5-Speed	SK-6872	SK-6874	SK-6876
6-Speed	SK-6873	SK-6875	SK-6877

# SHIFTER BOOTS, BEZELS, & RING SETS

## SHIFTER BOOT & RING SETS

- Shifter Boots are made of black Naugahyde
- Includes boot, stainless or billet aluminum ring, and stainless screws
- Classic Shifter Boot is designed with a polished stainless bezel on top of the boot which fits over the shifter lever
- Classic Shifter Boot also includes a foam rubber seal to eliminate air flow from the floor through the boot
- All boots hug the shifter lever and there are no unsightly pull ties or laces



Matching handbrake boots can be found on page 74.

## SHIFTER BOOT RING DIMENSIONS

DESCRIPTION	OUTER DIMENSION	INNER DIMENSION
Stainless Round	5"	4"
Billet Aluminum Round	5-1/4"	4"
Stainless Rectangular Floor Mount	6-3/4" x 5-1/4"	5-1/2" x 4"
Billet Aluminum Rectangular Floor Mount	6-3/4" x 5-1/4"	5-1/2" x 4"

## SHIFTER BOOT & RING KITS

DESCRIPTION	POLISHED STAINLESS	BLACK STAINLESS	BRUSHED ALUMINUM	BLACK ANODIZED
Classic Boot w/ Ring	70-CLB	X70-CLB	70-BCLB	X70-BCLB
Hot Rod Boot w/ Ring	70-HRB	X70-HRB	70-BHRB	X70-BHRB
Rectangular Boot w/ Ring	70-FMB	X70-FMB	70-BFMB	X70-BFMB
Round Ring Only	70-SSR	X70-SSR	70-BSR	X70-BSR
Rectangular Ring Only	70-SFR	X70-SFR	70-BFR	X70-BFR



70-CLB



X70-CLB



70-HRB



X70-HRB



70-BHRB



70-BFMB



X70-BFMB



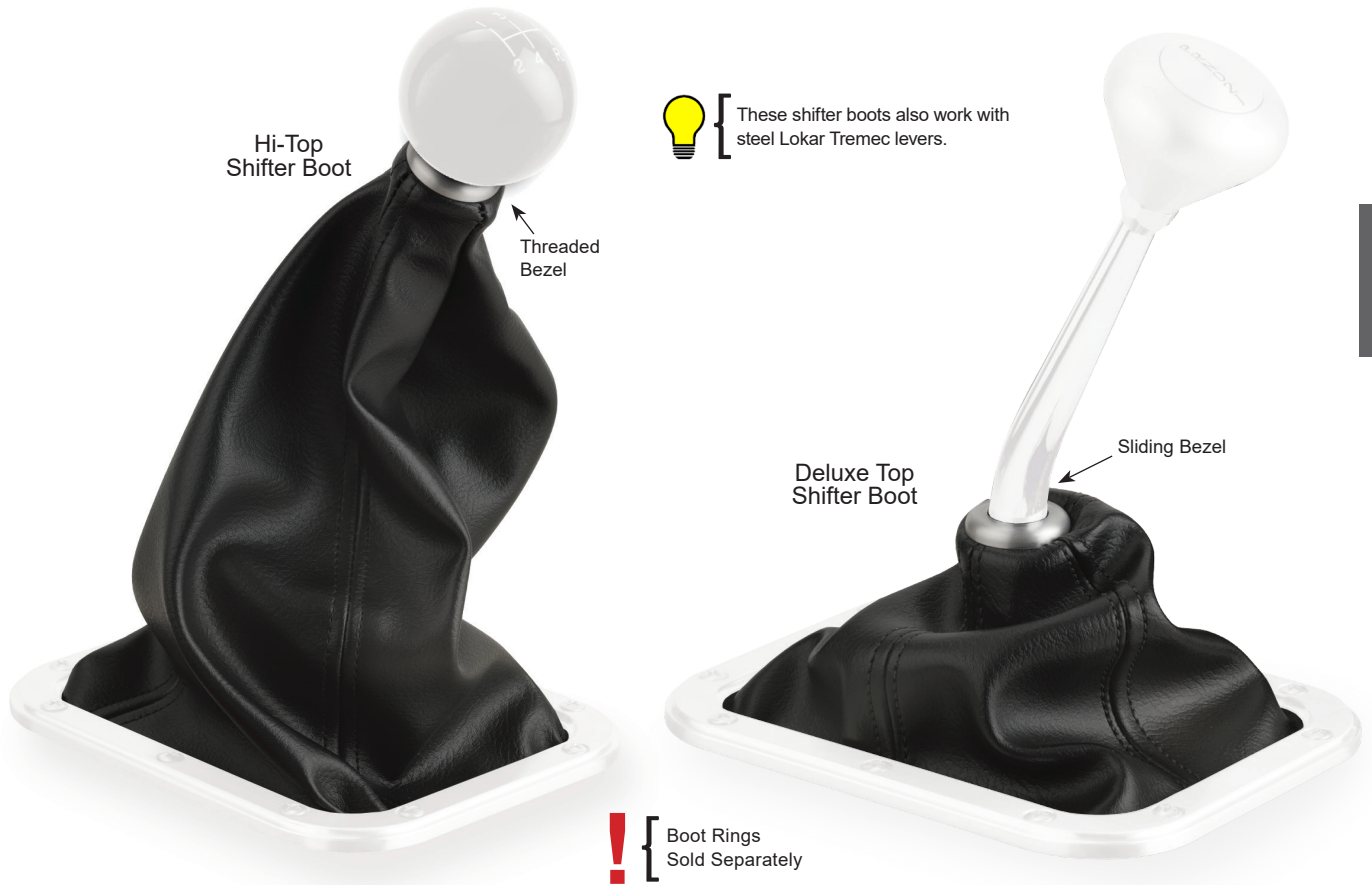
70-FMB



X70-FMB

# HI-TOP & DELUXE TOP SHIFTER BOOTS

- Hi-Top Shifter Boots are designed with a choice of threaded bezels that attach to the top of the shifter lever's threads, doubling as a jam nut and completely concealing a 6" or 8" Lokar Shifter Lever
- Deluxe Top Shifter Boots are designed with a sliding bezel and o-ring so that the boot can be placed anywhere along the length of the shifter lever
- Both bezels feature a receiver groove for easy boot attachment



DESCRIPTION	FINISH	HI-TOP SHIFTER BOOTS		DELUXE TOP SHIFTER BOOTS
		3/8"-24 THREAD	3/8"-16 THREAD	5/8" DIAMETER BEZEL
BEZEL W/ BOOT (FOR ROUND RING)	Brushed	70-BAR1	70-BAR2	70-BAR3
	Black	X70-BAR1	X70-BAR2	X70-BAR3
	Chrome	70-CR1	70-CR2	70-CR3
BEZEL W/ BOOT (FOR RECTANGLE RING)	Brushed	70-BAF1	70-BAF2	70-BAF3
	Black	X70-BAF1	X70-BAF2	X70-BAF3
	Chrome	70-CF1	70-CF2	70-CF3
BEZEL ONLY	Brushed	70-BAB1	70-BAB2	70-BAB3
	Black	X70-BAB1	X70-BAB2	X70-BAB3
	Chrome	70-CBB1	70-CBB2	70-CBB3

# SHIFT INDICATORS & SENSOR KITS

## LED BOOT & DASH INDICATORS

- LED backlighting clearly displays selected gear
- Six individually programmable LED colors with adjustable brightness
- Designed to work with our Cable Operated Sensor Kits
- Easy three wire hookup



Vertical Mount  
(Brushed)

Vertical Mount  
(Black)



**!** Only compatible with new style Lokar decoder box.  
Call for CINS-17000 upgrade.

Horizontal Mount  
(Brushed)

## BILLET ALUMINUM LED DASH INDICATOR & SENSOR KIT

APPLICATION	HORIZONTAL		VERTICAL	
	BRUSHED	BLACK	BRUSHED	BLACK
GM TH350/TH400	CIND-1715	XCIND-1715	CIND-1716	XCIND-1716
GM 700-R4/4L60	CIND-1717	XCIND-1717	CIND-1718	XCIND-1718
Ford AOD/4R70W/AODE	CIND-1719	XCIND-1719	CIND-1720	XCIND-1720
Ford C4/C6	CIND-1721	XCIND-1721	CIND-1722	XCIND-1722
Chrysler 727/904/518	CIND-1723	XCIND-1723	CIND-1724	XCIND-1724
GM 4L60E / 4L80E (Long Selector Shaft)	CIND-1725	XCIND-1725	CIND-1726	XCIND-1726
200-4R	CIND-1727	XCIND-1727	CIND-1728	XCIND-1728

## BILLET ALUMINUM LED DASH INDICATOR (NO SENSOR KIT)

APPLICATION	HORIZONTAL		VERTICAL	
	BRUSHED	BLACK	BRUSHED	BLACK
GM TH350/TH400/TH200 Ford C4/C6, Chrysler 727/904/518	CIND-1700	XCIND-1700	CIND-1701	XCIND-1701
GM 700-R4/200-4R/4L60/4L60E/4L80E	CIND-1702	XCIND-1702	CIND-1703	XCIND-1703
Ford AOD/4R70W/AODE	CIND-1704	XCIND-1704	CIND-1705	XCIND-1705

## CABLE OPERATED SHIFT SENSOR KITS

- Designed to mount in a variety of locations such as on the transmission, frame rails, floor pan, under the hood, etc.
- Provides built in Backup Light and Neutral Safety Switch
- Remote mounting kit available to extend the length of the cable housing by 7 feet



SENSOR & REMOTE MOUNTING KITS	
TRANSMISSION	PART NUMBER
GM TH350/TH400/700-R4/4L60	CINS-1797
Ford AOD/4R70W/AODE	CINS-1798
Ford C4/C6	CINS-1799
Chrysler 727/904/518	CINS-17001
GM 4L60E/4L80E (Long Selector Shaft)	CINS-17002
GM 200-4R	CINS-17003
Remote Mounting Kit	CINR-1796

## MOUNTING EXAMPLES



Ford AOD Transmission Shown





Vertical Round Indicator Boot Ring



Horizontal Rectangular Indicator Boot Ring



Vertical Rectangular Indicator Boot Ring



Horizontal Round Indicator Boot Ring

## BILLET ALUMINUM LED BOOT INDICATOR & SENSOR KIT

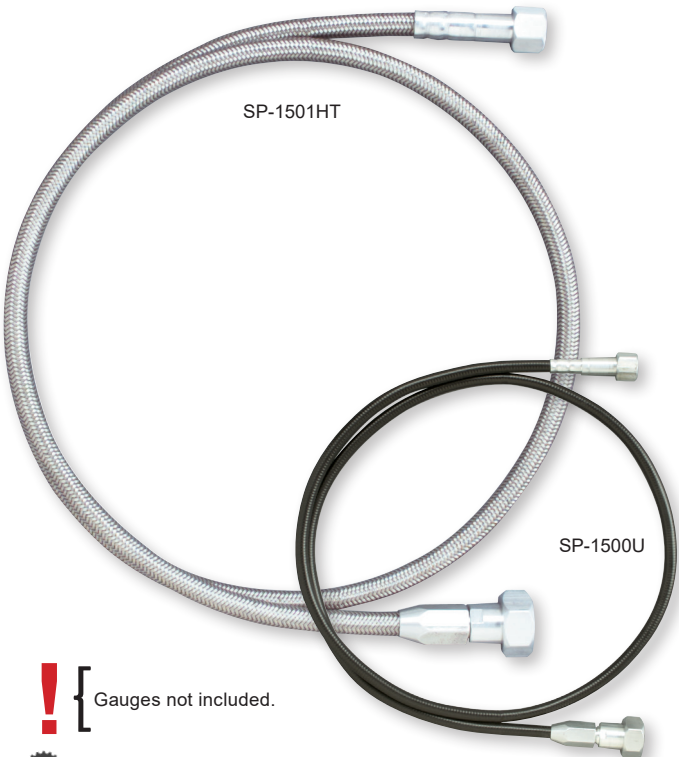
ROUND STYLE				
APPLICATION	HORIZONTAL		VERTICAL	
	BRUSHED	BLACK	BRUSHED	BLACK
GM TH350/TH400	CINB-1747	XCINB-1747	CINB-1748	XCINB-1748
GM 700-R4/4L60	CINB-1749	XCINB-1749	CINB-1750	XCINB-1750
Ford AOD/4R70W/AODE	CINB-1751	XCINB-1751	CINB-1752	XCINB-1752
Ford C4/C6	CINB-1753	XCINB-1753	CINB-1754	XCINB-1754
Chrysler 727/904/518	CINB-1755	XCINB-1755	CINB-1756	XCINB-1756
GM 4L60E/4L80E (Long Selector Shaft)	CINB-1757	XCINB-1757	CINB-1758	XCINB-1758
GM 200-4R	CINB-1759	XCINB-1759	CINB-1760	XCINB-1760

RECTANGULAR STYLE				
APPLICATION	HORIZONTAL		VERTICAL	
	BRUSHED	BLACK	BRUSHED	BLACK
GM TH350/TH400	CINB-1779	XCINB-1779	CINB-1780	XCINB-1780
GM 700-R4/4L60	CINB-1781	XCINB-1781	CINB-1782	XCINB-1782
Ford AOD/4R70W/AODE	CINB-1783	XCINB-1783	CINB-1784	XCINB-1784
Ford C4/C6	CINB-1785	XCINB-1785	CINB-1786	XCINB-1786
Chrysler 727/904/518	CINB-1787	XCINB-1787	CINB-1788	XCINB-1788
GM 4L60E/4L80E (Long Selector Shaft)	CINB-1789	XCINB-1789	CINB-1790	XCINB-1790
GM 200-4R	CINB-1791	XCINB-1791	CINB-1792	XCINB-1792

## BILLET ALUMINUM LED BOOT INDICATOR (NO SENSOR KIT)

ROUND STYLE				
APPLICATION	HORIZONTAL		VERTICAL	
	BRUSHED	BLACK	BRUSHED	BLACK
GM TH350/TH400/TH200/ Ford C4/C6 Chrysler 727/904/518	CINB-1731	XCINB-1731	CINB-1732	XCINB-1732
GM 700-R4/200-4R/4L60/4L60E/4L80E	CINB-1733	XCINB-1733	CINB-1734	XCINB-1734
Ford AOD/4R70W/AODE	CINB-1735	XCINB-1735	CINB-1736	XCINB-1736

RECTANGULAR STYLE				
APPLICATION	HORIZONTAL		VERTICAL	
	BRUSHED	BLACK	BRUSHED	BLACK
GM TH350/TH400/TH200/ Ford C4/C6 Chrysler 727/904/518	CINB-1763	XCINB-1763	CINB-1764	XCINB-1764
GM 700-R4/200-4R/4L60/4L60E/4L80E	CINB-1765	XCINB-1765	CINB-1766	XCINB-1766
Ford AOD/4R70W/AODE	CINB-1767	XCINB-1767	CINB-1768	XCINB-1768



### U-CUT-TO-FIT SPEEDOMETER CABLE KITS

- PTFE lined housing for extended life of the cable
- Inner cable and outer housing are "U-Cut-to-Fit"
- Complete with all necessary aluminum fittings
- Designed to fit into the transmission gear adapter (not supplied in GM or Chrysler Kit)
- All Lokar Speedometer Cables are 7' long
- Additional length cable is available


For all GM and Chrysler applications customer must have the trans end adapter and speedometer gear.

For Ford applications, the gear adapter is supplied in the Lokar Kit. Customer must supply the speedo gear and speedo gear retainer clip.


Gauges not included.

1948 & earlier Ford speedometers use 3/4"-20 female thread at the speedometer.


APPLICATION	5/8"-18 MALE THREAD ON SPEEDOMETER (CABLE HAS FEMALE THREAD)		3/4"-20 FEMALE THREAD ON SPEEDOMETER (CABLE HAS MALE THREAD)	
	BLACK HOUSING	STAINLESS HOUSING	BLACK HOUSING	STAINLESS HOUSING
GM TH350 / TH400 / 700-R4 / PG / TH200 / 200-4R / 4L60 / Chrysler 727 / 904	SP-1500U	SP-1501HT	SP-1504U	SP-1505HT
Ford C4 / C6 / AOD / FMX	SP-1502U	SP-1503HT	SP-1506U	SP-1507HT




SP-1500U




SP-1501HT




SP-1502U




SP-1503HT




SP-1504U




SP-1505HT




SP-1506U



SP-1507HT



GM Transmission End Attachment



Speedo End Attachment

# INTERIOR PRODUCTS

POWDER-COATED WITH MACHINED HIGHLIGHTS

FITS GM & FORD

AVAILABLE IN BLACK OR GREY



LECARRA  
Steering Wheels



MC  
MODERN CLASSIC

LOKAR

MADE 4 YOU  
BY LOKAR INC.

# INTERIOR PRODUCTS

## BILLET ALUMINUM DOOR HANDLES, WINDOW CRANKS & VENT WINDOW CRANKS

- Available for most GM and Ford applications
- Available in brushed, polished, and black finishes
- Splined arms for fine adjustment
- Sold in pairs



DOOR HANDLES			
APPLICATION	BRUSHED	POLISHED	BLACK
GM Pre-1949	IDH-2006	IDH-2007	XIDH-2006
GM & Ford 1949 & Later	IDH-2008	IDH-2009	XIDH-2008
Ford Pre-1949	IDH-2010	IDH-2011	XIDH-2010

WINDOW CRANKS			
APPLICATION	BRUSHED	POLISHED	BLACK
GM Pre-1949	IDH-2012	IDH-2013	XIDH-2012
GM & Ford 1949 & Later	IDH-2014	IDH-2015	XIDH-2014
Ford Pre-1949	IDH-2016	IDH-2017	XIDH-2016

VENT WINDOW CRANKS			
APPLICATION	BRUSHED	POLISHED	BLACK
GM Pre-1949	IDH-2018	IDH-2019	XIDH-2018
GM & Ford 1949 & Later	IDH-2020	IDH-2021	XIDH-2020
Ford Pre-1949	IDH-2022	IDH-2023	XIDH-2022

## LAKESTER DOOR HANDLES, WINDOW CRANKS & VENT WINDOW CRANKS

- Available for most GM and Ford applications
- Steel Construction
- Available in chrome, raw and black finishes
- Splined arms for fine adjustment
- Sold in pairs



DOOR HANDLES			
APPLICATION	CHROME	RAW	BLACK
GM Pre-1949	IDH-2024	IDH-2027	XIDH-2024
GM & Ford 1949 & Later	IDH-2025	IDH-2028	XIDH-2025
Ford Pre-1949	IDH-2026	IDH-2029	XIDH-2026

WINDOW CRANKS			
APPLICATION	CHROME	RAW	BLACK
GM Pre-1949	IDH-2030	IDH-2033	XIDH-2030
GM & Ford 1949 & Later	IDH-2031	IDH-2034	XIDH-2031
Ford Pre-1949	IDH-2032	IDH-2035	XIDH-2032

VENT WINDOW CRANKS			
APPLICATION	CHROME	RAW	BLACK
GM Pre-1949	IDH-2036	IDH-2039	XIDH-2036
GM & Ford 1949 & Later	IDH-2037	IDH-2040	XIDH-2037
Ford Pre-1949	IDH-2038	IDH-2041	XIDH-2038

# GOOLSBY EDITION "LUCILLE" SERIES INTERIOR ACCESSORIES

- Inspired by Lokar's 1940 Ford, Lucille, winner of the 2018 Goodguys Street Rod d'Elegance Award
- Machined from billet aluminum
- Chrome plated
- Sold in pairs



Universal Seat Adjusters fit Glide Engineering seats.



Matching throttle assemblies and pedal pads can be found on page 112.

APPLICATION	INTERIOR DOOR HANDLES	WINDOW CRANKS	VENT WINDOW CRANKS	SEAT ADJUSTER LEVER
GM Pre-1949	GSE-2170	GSE-2171	GSE-2172	GSE-2169
GM & Ford 1949 & Later	GSE-2166	GSE-2167	GSE-2168	
Ford Pre-1949	GSE-2173	GSE-2174	GSE-2175	



Vent Window Cranks



Window Cranks



Interior Door Handles



Seat Adjuster Lever

## CLAYTON MACHINE WORKS BILLET DOOR HANDLES & WINDOW CRANKS TRUSS-STYLE

- Gray powder coated or black anodized with machined highlights
- Modern styling matches CMW Truss-Style Shifter Levers found on Page 58
- All necessary mounting hardware included



DOOR HANDLES		
APPLICATION	GRAY POWDER COAT	BLACK ANODIZED
1949 & Up GM / Ford	PT-202	PT-402
Early GM (Pre-1949)	PT-202-EG	PT-402-EG
Early Ford (Pre-1949)	PT-202-EF	PT-402-EF

WINDOW CRANKS		
APPLICATION	GRAY POWDER COAT	BLACK ANODIZED
1949 & Up GM / Ford	PT-203	PT-403
Early GM (Pre-1949)	PT-203-EG	PT-403-EG
Early Ford (Pre-1949)	PT-203-EF	PT-403-EF

VENT WINDOW CRANKS		
APPLICATION	GRAY POWDER COAT	BLACK ANODIZED
1949 & Up GM / Ford	PT-204	PT-404
Early GM (Pre-1949)	PT-204-EG	PT-404-EG
Early Ford (Pre-1949)	PT-204-EF	PT-404-EF

## CLAYTON MACHINE WORKS BILLET DOOR HANDLES & WINDOW CRANKS MESH-STYLE

- Black anodized with machined highlights and perforated aluminum insert
- Modern styling matches CMW Mesh-Style Billet Shifter Levers found on Page 58
- All necessary mounting hardware included




DOOR HANDLES	
APPLICATION	BLACK ANODIZED
1949 & Up GM / Ford	PT-302
Early GM (Pre-1949)	PT-302-EG
Early Ford (Pre-1949)	PT-302-EF

WINDOW CRANKS	
APPLICATION	BLACK ANODIZED
1949 & Up GM / Ford	PT-303
Early GM (Pre-1949)	PT-303-EG
Early Ford (Pre-1949)	PT-303-EF

VENT WINDOW CRANKS	
APPLICATION	BLACK ANODIZED
1949 & Up GM / Ford	PT-304
Early GM (Pre-1949)	PT-304-EG
Early Ford (Pre-1949)	PT-304-EF

## OVAL BILLET ALUMINUM INTERIOR DOOR HANDLES

- Recessed mounting design
- Complete with mounting bracket plate and hardware
- Available in brushed, polished or black finish
- Sold in pairs



FINISH	PART NUMBER (PAIR)
Brushed	IDH-2000
Polished	IDH-2001
Black	XIDH-2000



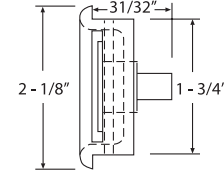
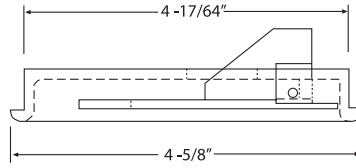
For ease of installation we recommend pairing this item with our Universal Door Latch Cable Release Kit found below.



Brushed



Polished



## UNIVERSAL DOOR LATCH CABLE RELEASE KIT

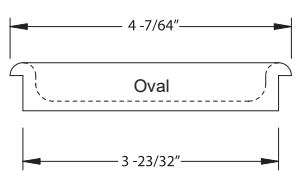
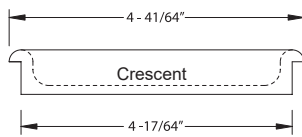
- Shielded pulley for a more direct pulling angle
- "U-Cut-to-Fit" stainless steel cable wire 36"
- Adjustable cable connection
- Eliminates solid rods and bell cranks
- Compatible with bear claw style latches
- Sold in pairs



DESCRIPTION	PART NUMBER (PAIR)
Universal Door Latch Cable Release	DLR-2100
Spare/Replacement Pulley Kit	WCA-2105

## BILLET ALUMINUM ARM REST DOOR PULLS

- Two screw installation
- Mounting bracket included
- Sold in pairs
- Available in brushed, polished, or black finish



FINISH	OVAL	CRESCENT
Brushed	IDP-2004	IDP-2002
Polished	IDP-2005	IDP-2003
Black	XIDP-2004	XIDP-2002




Oval Style

Crescent Style

## GOOLSBY EDGE EDITION INTERIOR DOOR PULL

- Standard and XL Size
- Available in Brushed, Polished, or Black
- 3 Insert Styles Available
- Securely Bolts To Door Panel
- Mounting Hardware Included
- Sold In Pairs



Upholstery Ready

Smooth

Edge



Standard shown with Upholstery Ready insert (upholstery not included)

INSERT TYPE	STANDARD (9" x 1.5")			XL (11" x 1.5")		
	BRUSHED	POLISHED	BLACK	BRUSHED	POLISHED	BLACK
Smooth	GSE-2150	GSE-2156	XGSE-2150	GSE-2153	GSE-2159	XGSE-2153
Edge	GSE-2151	GSE-2157	XGSE-2151	GSE-2154	GSE-2160	XGSE-2154
Upholstery Ready	GSE-2152	GSE-2158	XGSE-2152	GSE-2155	GSE-2161	XGSE-2155

## BILLET ALUMINUM COLUMN WARE

- Includes turn signal lever, tilt steering lever, and emergency flasher knob
- Fits all GM, 1969 through 1976 Chrysler, and all aftermarket columns with single screw design

FINISH	PART NUMBER
Brushed	DUK-2200
Polished	DUK-2201
Black	XDUK-2200



## BILLET ALUMINUM DASH KNOBS & BEZELS

- Machined from billet aluminum
- Designed to complement the entire line of Lokar products
- Several different styles and finishes



MEASUREMENT	STYLE									
	DECO BRUSHED	DECO BLACK	DECO POLISHED	HI-TECH BRUSHED	HI-TECH BLACK	HI-TECH POLISHED	LUCILLE BRUSHED	LUCILLE BLACK	LUCILLE POLISHED	LUCILLE CHROME
<b>Knob -</b> 3/16" Hole	DK-001	XDK-001	DK-001P	DK-006	XDK-006	DK-006P	DK-011	XDK-011	DK-011P	DK-011C
<b>Bezel -</b> 7/16"-20 Male	DK-002	XDK-002	DK-002P	DK-007	XDK-007	DK-007P	DK-012	XDK-012	DK-012P	DK-012C
<b>Bezel -</b> 7/16"-20 Female	DK-003	XDK-003	DK-003P	DK-008	XDK-008	DK-008P	DK-013	XDK-013	DK-013P	DK-013C
<b>Bezel -</b> 7/16"-28 Male	DK-004	XDK-004	DK-004P	DK-009	XDK-009	DK-009P	DK-014	XDK-014	DK-014P	DK-014C
<b>Bezel -</b> 7/16"-28 Female	DK-005	XDK-005	DK-005P	DK-010	XDK-010	DK-010P	DK-015	XDK-015	DK-015P	DK-015C

## UNIVERSAL OVAL BILLET ALUMINUM DASH

- Recessed face design
- Gauges mount from back of insert
- Two green 12 volt turn signal LEDs
- One red 12 volt high beam LED
- Mounting hardware included
- Available in brushed or polished finish

**5 Gauge Dimensions: 13-15/16" L x 4-5/8" H, 3/4" D**

**6 Gauge Dimensions: 17-3/4" L x 4-5/8" H, 3/4" D**



APPLICATION	GAUGE SIZE	NUMBER OF GAUGES	POLISHED	BRUSHED
VDO, Auto Meter Street Rod Series, Ford Masterpiece	3-1/8"	5	BDI-9104	BDI-9105
		6	BDI-9106	BDI-9107
VDO, Dakota Digital, Stewart Warner Winged Series	3-3/8"	5	BDI-9108	BDI-9109
		6	BDI-9110	BDI-9111
Stewart Warner (excluding Winged Series)	3-3/8"	5	BDI-9112	BDI-9113
		6	BDI-9114	BDI-9115
Auto Meter Traditional, Moon	3-3/8"	5	BDI-9116	BDI-9117
		6	BDI-9118	BDI-9119
Dolphin	3-3/8"	5	BDI-9120	BDI-9121
		6	BDI-9122	BDI-9123
Classic Instruments (Flat Lens only, Low Step Bezel Only)	3-3/8"	5	BDI-9124	BDI-9125
		6	BDI-9126	BDI-9127
Classic Instruments (High Step Bezel Only)	3-3/8"	5	BDI-9130	BDI-9131
		6	BDI-9132	BDI-9133



Black Anodized Finish available by special order. Call for details.

## OVAL BILLET ALUMINUM DASH FOR 1932 FORD

- Recessed face design
- Fits original 1932 Ford dash
- Gauges mount from back of insert
- Two green 12 volt turn signal LEDs
- One red 12 volt high beam LED
- Mounting hardware included
- Available in brushed or polished finish

**Dimensions: 11-13/16" L x 4-5/8" H x 3/4" D**


APPLICATION	GAUGE SIZE	NUMBER OF GAUGES	POLISHED	BRUSHED
VDO, Auto Meter Street Rod Series, Ford Masterpiece	3-1/8"	5	BDI-9102	BDI-9103
Classic Instruments (Flat Lens Only, Low Step Bezel Only)	3-3/8"	2	BDI-9100	BDI-9101
Classic Instruments (High Step Bezel Only)	3-3/8"	2	BDI-9128	BDI-9129

## GOOLSBY EDITION BY LOKAR BILLET ALUMINUM DASH WITH INSERT

- Designed to fit a wide variety of applications
- Made of sturdy billet aluminum with a polished finish
- Accepts one 3-3/8" gauge and four 2-1/16" gauges
- Through holes accommodate most aftermarket switches

**Dimensions: 16" L x 5-3/4" H x 1-1/4" D**

INSERT FINISH	PART NUMBER
Engine Turned	BDI-9138




## CLAYTON MACHINE WORKS INTERIOR TRIM



- Available in 4 and 6 foot lengths
- Smooth or grooved style
- Easily shaped to virtually any contour
- Mill finish extruded aluminum
- Easily polished to a mirror finish
- Dimensions: 1/4" x 1/4"

STYLE	TYPE	PART NUMBER
Smooth	4 Foot	AES-4
	6 Foot	AES-6
	Kit of 24 Pieces - 4 Foot	AES-4KT
	Kit of 24 Pieces - 6 Foot	AES-6KT
Grooved	4 Foot	AEG-4
	6 Foot	AEG-6
	Kit of 24 Pieces - 4 Foot	AEG-4KT
	Kit of 24 Pieces - 6 Foot	AEG-6KT
12 Each Smooth 12 Each Grooved	Kit of 24 Pieces - 4 Foot	AEB-4KT
	Kit of 24 Pieces - 6 Foot	AEB-6KT



STEERING

LS ACC.

CABLE MGMT

SHIFTERS


INTERIOR

## ADJUSTABLE-LEVEL SELF-LOCKING HOOD & TRUNK PROPS

- Billet aluminum and stainless steel construction
- Automatically locks into highest position
- Quick release feature allows hood or trunk to be fully opened
- Available in three or six position configurations



POSITIONS	POLISHED	BLACK
3	0401014	X0401014
6	0401024	X0401024



**6 position Hood and Trunk Prop Measurements:**  
Collapsed: 12" Extended: 19-3/4" Level Spacing: 1-1/8"



**3 position Hood and Trunk Prop Measurements:**  
Collapsed: 12" Extended: 19-3/4" Level Spacing: 2-1/4"



BRAKES

EXTERIOR


THROTTLE

PEDALS

## GOOLSBY EDITION BY LOKAR 1932 FORD ROADSTER DOOR SILLS WITH INSERT

- Made of sturdy billet aluminum with a polished finish and engine turned inserts
- Direct fit for the '32 Ford Roadster
- Sold in pairs

INSERT FINISH	PART NUMBER
Engine Turned	DSP-2000



Engine Turned Insert Detail



DIPSTICKS

RACING

GEAR

# HOOD & TRUNK RELEASE KITS


- Billet aluminum handle assembly for both the hood and trunk
- The cables are "U-Cut-to-Fit"
- PTFE-lined housing for extended life of the cable, with aluminum fittings and stainless steel inner wire
- Trunk Release Cable Kits include aluminum cable stop. Outer housing is 15 feet long. Inner wire is 16 feet long
- Hood Release Cable Kits include aluminum firewall fittings and cable stop. Outer housing is 18 inches inside the vehicle and 6 feet under the hood. Inner wire is 9 feet long
- Requires cable operated latches

## COMBINATION RELEASE CABLE KITS

LEFT HAND	RIGHT HAND	HANDLE FINISH	HOUSING FINISH
CHT-1300HT	CHT-1300HTRIGHT	Brushed	Stainless
XCHT-1300HT	XCHT-1300HTRIGHT	Black	Stainless
CHT-1300U	CHT-1300URIGHT	Brushed	Black
XCHT-1300U	XCHT-1300URIGHT	Black	Black



Shown in right hand configuration




## TRUNK RELEASE CABLE KITS


LEFT HAND	RIGHT HAND	HANDLE FINISH	HOUSING FINISH
TR-1200HT	TR-1200HTRIGHT	Brushed	Stainless
XTR-1200HT	XTR-1200HTRIGHT	Black	Stainless
TR-1200U	TR-1200URIGHT	Brushed	Black
XTR-1200U	XTR-1200URIGHT	Black	Black

## HOOD RELEASE CABLE KITS

LEFT HAND	RIGHT HAND	HANDLE FINISH	HOUSING FINISH
HR-1100HT	HR-1100HTRIGHT	Brushed	Stainless
XHR-1100HT	XHR-1100HTRIGHT	Black	Stainless
HR-1100U	HR-1100URIGHT	Brushed	Black
XHR-1100U	XHR-1100URIGHT	Black	Black



# EMERGENCY BRAKES & CABLES



LECARRA  
Steering Wheels



MC  
MODERN CLASSIC

LOKAR


MADE 4 YOU  
BY LOKAR

# EMERGENCY BRAKES & CABLES



## FLOOR MOUNT EMERGENCY HAND BRAKE

- Designed after the automotive industry standard
- Ratchet cut gear plate and lock are heat treated for strength and safety
- Available in chromed steel or black powder coated steel
- Special feature includes 4-point mounting capabilities for floor mount or side mounting
- Hand Brake measures 10" from end to end





FINISH	PART NUMBER
Chrome	EHB-7000F
Black	XEHB-7000F

**!** Cables are sold separately. See page 77 for Lokar Universal Emergency Brake Cables.

## EMERGENCY BRAKE WARNING INDICATOR SWITCH KIT

- Operates your dash light or buzzer to alert you when your emergency brake is engaged
- Designed for use with the Lokar Floor Mount Hand Brake (Part No. EHB-7000F & XEHB-7000F)
- Mounts to existing holes in gear plate on Floor Mount Hand Brake

PART NUMBER
EHB-7001



Warning Indicator mounted on Floor Mount Hand Brake. Hand Brake sold separately.

## TRANSMOUNT EMERGENCY HAND BRAKE

- Ratchet cut gear plate and lock are heat treated for strength and safety
- Mounting hardware for use with Lokar Automatic Transmission Shifter is included with Transmount Cable Kits and is used with the built-in mounting bracketry included with the shifter kits


LENGTH	CHROME	BLACK
11"	EHB-7011	XEHB-7011
16"	EHB-7016	XEHB-7016

Only works with Lokar Case Mount Shifter.

Use 11" Hand Brake with 16" and shorter shifters.  
Use 16" Hand Brake with 23" and taller shifters.  
Use Transmount Emergency Brake Cables.



Black 16" Transmount Hand Brake



Transmount Hand Brake and rear cable hook-up to show mounting application only. Cables sold separately.

## HAND BRAKE BOOT SETS

- Made of black Naugahyde
- All sets include a boot, stainless base ring, or billet aluminum ring
- Stainless boot rings are available in polished stainless or black powder coat
- Aluminum boot rings are available in brushed aluminum or black anodized finish



Handbrake Ring Inner Dimensions: 1.5" x 5.25"  
Stainless Ring Outer Dimensions: 2.5" x 6.25"  
Aluminum Ring Outer Dimensions: 2.75" x 6.5"


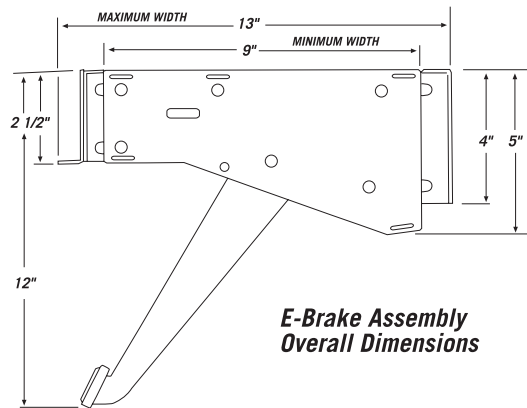
DESCRIPTION	HANDBRAKE BOOTS & RINGS			
	STAINLESS	BLACK STAINLESS	BILLET ALUMINUM	BLACK ANODIZED
Transmount w/ Ring	70-EHBT	X70-EHBT	70-BHBT	X70-BHBT
Floor Mount w/ Ring	70-EHBF	X70-EHBF	70-BHBF	X70-BHBF
Ring Only	70-SHR	X70-SHR	70-BHR	X70-BHR



## UNDER-THE-DASH FOOT OPERATED EMERGENCY BRAKE

- Gives you ease of operation along with a clean, out of the way emergency brake
- Adjustable 9" to 13" firewall to dash
- Length of the arm measures 10" from the pivot point to the bottom of the foot pad
- Connector Cables sold separately (see page 77)

PEDAL PAD STYLE	SOLID BALL MILLED ARM			WINDOWED ARM		
	BRUSHED	BLACK	CHROME	BRUSHED	BLACK	CHROME
Ball Milled	EFB-9000	XEFB-9000	EFB-9004	EFB-9002	XEFB-9002	EFB-9006
Rubber Insert	EFB-9001	XEFB-9001	EFB-9005	EFB-9003	XEFB-9003	EFB-9007
Oval Rubber Insert	EFB-9008	XEFB-9008	EFB-9011	EFB-9009	XEFB-9009	EFB-9010




"U-Cut-to-Fit" Release Rod L-Brackets for dash to firewall adjustments




EFB-9003


Use EC-8001U or EC-8001HT Connector Cables.



EFB-9000




EFB-9008



EFB-9001



XEFB-9001



## UNDER-THE-DASH HAND OPERATED EMERGENCY BRAKE

- No cables enter through the firewall
- Fits in a space as small as 11" from the firewall to dash
- Ratchet cut gear plate and lock are heat treated for strength and safety
- Adjustable from 11" to 15" firewall to dash
- Length of the arm measures 13" from the pivot point to the bottom of the grip

FINISH	PART NUMBER
Brushed	EHB-9200
Black	XEHB-9200
Chrome	EHB-9201


Use EC-8001U or EC-8001HT Connector Cable.

Connector Cables sold separately (see page 77)




## TRANSMOUNT EMERGENCY BRAKE CABLES

- Designed for use with our Transmount Emergency Hand Brake
- Includes bracket for mounting cables to hand brake
- Comes equipped with aluminum fittings and adjuster
- Ferrule is included to eliminate fraying of stainless housing
- PTFE-lined housing for extended life of the cable
- Stainless steel inner cable resists moisture
- Lokar cables also feature adjustable cable lock and clevis
- Kit includes two 8 foot outer housings that “U-Cut-to-Fit” and are available in stainless housing or black housing



Application illustration only.  
Cables, Hand Brake, and Shifter sold separately.



For use with Lokar Transmount Emergency Hand Brake only. Mounts to Case Mount Shifter brackets.


Always use anti-seize on aluminum fittings to avoid galling.

See application chart on page 77 for Transmount cable fitment information.


## REAR BRAKE CABLE KIT FOR 1942 TO 1954 CHEVY TRUCKS

- Cables mount from backing plates on rear end to original cross shaft on chassis
- PTFE-lined housings for extended life of the cable
- Stainless inner cable resists moisture
- Kit includes two 4 foot outer housings that “U-Cut-to-Fit” and are available in stainless housing or black housing
- Lokar cables also feature two adjustable cable locks and clevis

APPLICATION	BLACK HOUSING	STAINLESS HOUSING
Universal	EC-8004U	EC-8004HT
Ford Explorer or Wilwood Discs w/ Internal Drum E-Brake	EC-8007U	EC-8007HT





1987 and earlier Corvette rears, 1988 or later Corvette, and Wilwood disc brakes (with separate e-brake caliper) require a Clevis Kit (sold separately).



## CONNECTOR CABLES FOR UNDER-THE-DASH HAND BRAKES (ORIGINAL FACTORY & LOKAR)


- Cables work in conjunction with Lokar’s Universal Emergency Brake Cables and with stock under-the-dash hand brakes
- Includes a single “U-Cut-to-Fit” 6 foot PTFE-lined housing and a 7 foot stainless steel inner cable
- Kit comes equipped with high quality aluminum fittings and adjuster
- Ferrule is included to eliminate fraying of housing



APPLICATION	BLACK HOUSING	STAINLESS HOUSING
'37-'48 Ford Passenger Cars '37 to '56 Ford Trucks	EC-8000U	EC-8000HT
'37-'48 Plymouth / Dodge	EC-8002U	EC-8002HT
'39-'48 Chevy	EC-8003U	EC-8003HT
Lokar Under-the-Dash Emergency Brakes	EC-8001U	EC-8001HT

Designed to be used with Lokar rear cable kit.

Cable can be routed inside the vehicle, for example, through the console to keep cable out of sight for a cleaner undercarriage.



# UNIVERSAL EMERGENCY BRAKE CABLES


- Designed for use with our Floor Mount Emergency Hand Brake and in conjunction with our Connector Cables
- Comes equipped with quality aluminum fittings
- Ferrule is included to eliminate fraying of stainless housing
- PTFE-lined housing for extended life of the cable
- Stainless inner cable resists moisture
- Lokar Brake Cables come complete with union block on clevis assembly, mounting bracket and adjusters
- Includes two 8 foot outer housings that are "U-Cut-to-Fit" and are available in stainless or black housing




Always use anti-seize on aluminum fittings to avoid galling.



Call for other applications or custom configurations.




STERLING




EC-80FHT Stainless Housing

LS ACC.



CABLE MOUNT



EC-80FU Black Housing

SHIFTERS

APPLICATION	EC-80FU EC-80FHT	EC-80JAGU EC-80JAGHT	EC-81FU EC-81FHT	EC-80CC	EC-80FUTB EC-80FHTTB	EC-80WC	EC-80WU EC-80WHT	EC-80TU EC-80THT	EC-80TUTB EC-80THTTB	EC-81TU EC-81THT	EC-80WTU EC-80WHT
1988 & Later Corvette	●					●		●			
Baer Brakes	●			●				●			
Chevy Drum	●							●			
Chrysler Drum	●							●			
Corvette '84 to '87	●			●				●			
Dana Drum	●							●			
Ford Drum	●							●			
Ford Explorer & Motorsports Disc w/Internal Drum E-Brake			●							●	
Jag Rear-End		●									
Jag Rear-End w/ Wilwood Brakes	●					●		●			
Late Model T-Bird '87 to '88					●				●		
Lincoln Versailles	●							●			
SSBC Standard Calipers					●				●		
SSBC w/Integrated E-Brake	●					●		●			
SSBC w/Stand Alone E-Brake Caliper	●					●		●			
Wilwood Disc w/Internal Drum E-Brake			●							●	
Wilwood Disc Stand-Alone E-Brake Caliper	●					●		●			
Wilwood MC4							●				●

For Transmount Emergency Hand Brake only. Requires Case Mount shifter and comes with Transmount bracket.

INTERIOR

BRAKES

EXTERIOR

THROTTLE

PEDALS

DIPSTICKS

RACING

GEAR

## REPLACEMENT COMPONENTS

Replacement Domino Block	WCA-8070
Replacement Single Wire Union Assembly	WCA-8074



## REAR BRAKE CLEVIS KITS

APPLICATION	DESCRIPTION	PART NUMBER
Wilwood stand-alone caliper, Jag with Wilwood, and 1988 & Later Corvette	Wilwood Clevis Kit	EC-80WC
'84 to '87 Corvette and Baer Brakes	Corvette Clevis Kit	EC-80CC
Wilwood / Ford Explorer with Internal Drum E-Brake	Ford Explorer Clevis Kit	EC-81FC



# EXTERIOR PRODUCTS



# EXTERIOR PRODUCTS

## BILLET ALUMINUM OVAL LED TAILLIGHTS

- Available in chrome plated or black powder coated finish
- 3 integrated functions: taillight, turn signal, and brake light
- Low profile design
  - Requires 1-1/2" behind body panel for mounting
  - Protrudes less than 3/16" from outside of body panel
- Available in two sizes
  - Standard: Outer Bezel is 2-3/4" x 5-1/2"
  - XL: Outer Bezel is 3" x 6-1/2"



SIZE	CHROME	BLACK
Standard	TL-1910	XTL-1910
XL	TL-1911	XTL-1911

## ANCHOR-TIGHT® HEADLIGHT BRAID

- Complete with two 14" braided stainless steel PTFE-lined housings
- Threaded steel studs
- Billet aluminum fittings
- Aluminum grill shell washers
- Four 26" headlight wires

HOUSING STYLE	PART NUMBER
Stainless	HL-1900
Black Stainless	XHL-1900



STEERING

LS ACC.

CABLE MGMT

SHIFTERS

INTERIOR

BRAKES

EXTERIOR

THROTTLE

PEDALS

DIPSTICKS

RACING


GEAR

## CLAYTON MACHINE WORKS EXTERIOR TRIM



- Mill finish extruded aluminum, easily polished to a mirror finish
- Smooth or ribbed style
- No drilling required (Can be drilled and tapped if necessary)
- Easily shaped to any contour
- Easy installation with high-strength adhesive backing (*Adhesive only included with kit*)
- Kit includes – (2) 8 ft, (2) 6 ft, (2) 4 ft pieces and 3M high-strength adhesive backing

STYLE	TYPE	PART NUMBER
Smooth	4 Foot	EXT-4
	6 Foot	EXT-6
	8 Foot	EXT-8
	Smooth Trim Kit	ETK-1
Ribbed	4 Foot	TRIM-01-4
	6 Foot	TRIM-01-6
	8 Foot	TRIM-01-8
	Ribbed Trim Kit	TRIM-01-KIT



## EARLY FORD RADIATOR CAP

- Billet aluminum
- 2-1/4"-18 thread pitch
- Polished finish



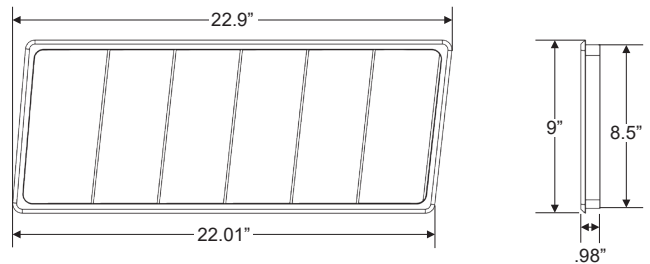
APPLICATION	PART NUMBER
'28-'29 Model A Radiator or Walker Radiator w/ Threaded Stanchion	DUK-2210



## GOOLSBY EDITION BILLET ALUMINUM HOOD VENTS

- Universal Billet Aluminum Hood Vents for your muscle car or late model project car
- Featured on the LokaRS '69 Camaro
- Clamping design
- Machined finish
- Ready to paint, powder coat, chrome plate, or anodize
- Dissipates heat
- 22.25" long x 9" wide
- Sold in pairs

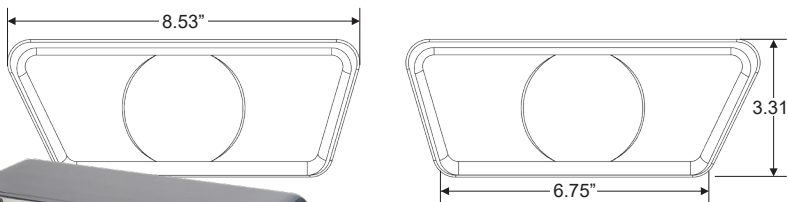
PART NUMBER
GSE-3000



## GOOLSBY EDITION BILLET ALUMINUM EXHAUST TIPS

- Featured on the LokaRS '69 Camaro
- Two-piece
- Modern styling and curvature to match rear valance
- Fits up to a 3" exhaust
- Universal mounting options and V-band clamp adaptable
- Provides the perfect finishing touch to your exhaust
- Sold in pairs

ATTACHMENT STYLE	BRUSHED	POLISHED
3" Exhaust Adapter	GSE-3010	GSE-3011
V-Band Clamp	GSE-3012	GSE-3013



STEERING

LS ACC.

CABLE MGMT

SHIFTERS

INTERIOR

BRAKES

EXTERIOR

THROTTLE

PEDALS

DIPSTICKS

RACING

GEAR

## BILLET EXTERIOR 12 VOLT DOOR HANDLES

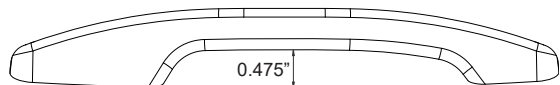
- Door handles utilize a 12 volt pressure pad switch to supply power to the electric actuated door latches
- Available with a 0 or 10 degree mounting surface
- Center insert adjustable to compensate for different finish thicknesses
- Sold in pairs



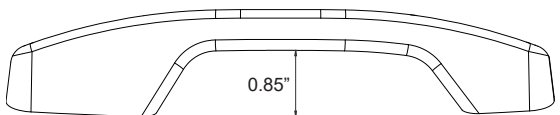
Standard / XL



XL2



Standard



XL



MOUNTING SURFACE ANGLE	STANDARD DOOR HANDLES		XL DOOR HANDLES		XL2 DOOR HANDLES	
	BRUSHED	POLISHED	BRUSHED	POLISHED	BRUSHED	POLISHED
0 Degree	GSE-2100	GSE-2101	GSE-2104	GSE-2105	GSE-2162	GSE-2163
10 Degree	GSE-2102	GSE-2103	GSE-2106	GSE-2107	GSE-2164	GSE-2165




The standard Billet Exterior 12 Volt Door Handles are designed to be used with a pocket for hand clearance. Choose the XL Handles for non-pocket installation.

# THROTTLE & KICKDOWN CABLES AND MOUNTING BRACKETS

PTFE-LINED BRAIDED STEEL HOUSING

STAINLESS INNER CABLE

ALUMINUM FITTINGS



LECARRA  
Steering Wheels



MC  
MODERN CLASSIC

LOKAR

MADE4YOU  
by LOKAR Inc.

STEERING  
LS ACC.  
CABLE MGMT  
SHIFTERS  
INTERIOR  
BRAKES  
EXTERIOR  
THROTTLE  
PEDALS  
DIPSTICKS  
RACING  
GEAR

# THROTTLE CABLES & KICKDOWNS

## THROTTLE CABLES

- Available in braided stainless steel, black braided stainless steel, or universal black housing
- PTFE-lined housing for extended life of the cable
- Stainless steel inner wire
- Equipped with aluminum fittings and aluminum ferrules to eliminate fraying
- "U-Cut-to-Fit" outer housing is available in 24" or 36" lengths, and 48" lengths in select applications
- Clevis is designed without cotter pins or set screws
- Adapts to factory and aftermarket pedals
- Polished Throttle Cables include polished aluminum fittings
- Hi-Tech Black Stainless Cables include black anodized aluminum fittings
- Custom lengths available upon request

Hi-Tech Black Stainless Steel Housing

Universal Black Housing

Hi-Tech Stainless Steel Housing



Cables mount nicely with our array of Brackets and Return Springs (sold separately).



Remember to remove inner wire before cutting outer housing.

Hi-Tech Polished Throttle Cable Kit

Hi-Tech Black Stainless Throttle Cable Kit

Polished Black Throttle Cable Kit

APPLICATION	LENGTH	ALUMINUM FITTINGS		BLACK FITTINGS		POLISHED FITTINGS	
		STAINLESS HOUSING	BLACK HOUSING	BLACK STAINLESS HOUSING	BLACK HOUSING	STAINLESS HOUSING	BLACK HOUSING
Standard Hi-Tech	24"	TC-1000HT	TC-1000U	XTC-1000HT	XTC-1000U	TCP-1000HT	TCP-1000U
	36"	TC-1000HT36	TC-1000U36	XTC-1000HT36	XTC-1000U36	TCP-1000HT36	TCP-1000U36
GM Tuned-Port '85-'91 & '92-'97 LT1/LT4	24"	TC-1000TP	TC-1000TPU	XTC-1000TP	XTC-1000TPU	TCP-1000TP	TCP-1000TPU
	36"	TC-1000TP36	TC-1000TPU36	XTC-1000TP36	XTC-1000TPU36	TCP-1000TP36	TCP-1000TPU36
GM LS1/Ram Jet 350	36"	TC-1000LS1	TC-1000LS1U	XTC-1000LS1	XTC-1000LS1U	TCP-1000LS1	TCP-1000LS1U
	48"	TC-1000LS148	TC-1000LS1U48	XTC-1000LS148	XTC-1000LS1U48	TCP-1000LS148	TCP-1000LS1U48
GM Ram Jet 502	24"	TC-1000RJ	TC-1000RJU	XTC-1000RJ	XTC-1000RJU	TCP-1000RJ	TCP-1000RJU
GM Vortec	36"	TC-1000TPV	TC-1000TPVU	XTC-1000TPV	XTC-1000TPVU	TCP-1000TPV	TCP-1000TPVU
	48"	TC-1000TPV48	TC-1000TPVU48	XTC-1000TPV48	XTC-1000TPVU48	TCP-1000TPV48	TCP-1000TPVU48
Ford EFI '94 & '95 Only	24"	TC-1000EFI	TC-1000EFIU	XTC-1000EFI	XTC-1000EFIU	TCP-1000EFI	TCP-1000EFIU
Ford MOD 4.6L/5.4L V8	24"	TC-1000MOD	TC-1000MODU	XTC-1000MOD	XTC-1000MODU	TCP-1000MOD	TCP-1000MODU
Blower Drive	24"	TC-1000BLD	TC-1000BLDU	XTC-1000BLD	XTC-1000BLDU	TCP-1000BLD	TCP-1000BLDU
	36"	TC-1000BLD36	TC-1000BLDU36	XTC-1000BLD36	XTC-1000BLDU36	TCP-1000BLD36	TCP-1000BLDU36
Barry Grant Six Shooter	24"	TC-1000BG	TC-1000BGU	XTC-1000BG	XTC-1000BGU	TCP-1000BG	TCP-1000BGU
Borla 8 Stack Injection	24"	TC-1000B8	TC-1000B8U	XTC-1000B8	XTC-1000B8U	TCP-1000B8	TCP-1000B836
	36"	TC-1000B836	TC-1000B8U36	XTC-1000B836	XTC-1000B8U36	TCP-1000B8U	TCP-1000B8U36
Inglese Fuel Injection	24"	TC-1000ING	-	XTC-1000ING	-	TCP-1000ING	-
	36"	-	-	XTC-1000ING36	-	TCP-1000ING36	-
	48"	-	-	XTC-1000ING48	-	-	-

## DUO-PAK THROTTLE CABLE KITS


- Available in braided stainless steel, black braided stainless steel, or universal black housing
- Includes stainless steel carburetor bracket and return springs



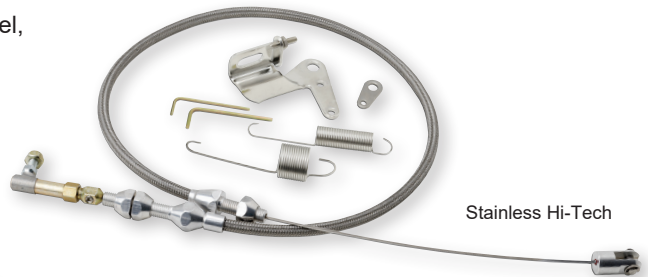
Duo-Pak only available for carbureted applications with Holley, Edelbrock, AFB, Quadrajet and In-Line Dual Quad carbs.



Black Hi-Tech



Duo-Pak Black




Stainless Hi-Tech




Remember to remove inner wire before cutting outer housing.

LENGTH	STAINLESS HOUSING W/ STAINLESS HARDWARE	BLACK HOUSING W/ STAINLESS HARDWARE	BLACK STAINLESS HOUSING W/ BLACK STAINLESS HARDWARE
24"	DP-1000HT	DP-1000U	XDP-1000HT
36"	DP-1000HT36	DP-1000U36	XDP-1000HT36


## THROTTLE BODY & CARB END FITTINGS



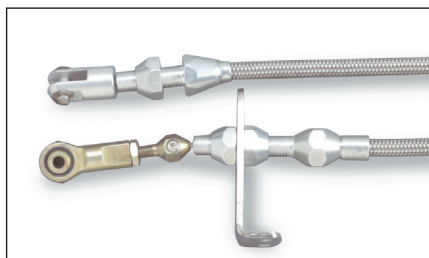
Carbureted & Ford EFI '86-'93



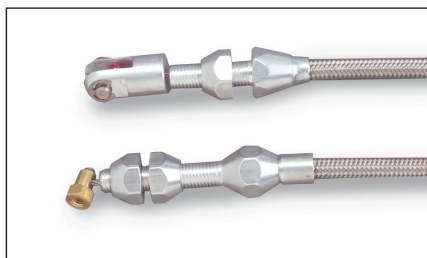
TPI '88 & earlier




LS1, Vortec and Ram Jet 350



Blower Drive



TPI '89 & later, LT1 & LT4



Ford EFI '94 & '95


## SPARE THROTTLE CABLE COMPONENT PARTS

DESCRIPTION	PART NUMBER
Carb End Fitting	WCA-1034
36" Inner Wire	WCA-1041
48" Inner Wire	WCA-1042



# KICKDOWN KITS

- Available in braided stainless steel, black braided stainless steel or universal black housing
- PTFE-lined housing for extended life of the cable
- Stainless steel inner wire and outer housing are “U-Cut-To-Fit”
- Equipped with aluminum fittings and aluminum ferrules to eliminate fraying
- Adaptable for all types of manifolds including tunnel ram, blower manifolds, and Weber induction systems
- Polished Throttle Cables include polished aluminum fittings
- Hi-Tech Black Stainless Cables include black anodized aluminum fittings



GM	ALUMINUM FITTINGS		BLACK FITTINGS		POLISHED FITTINGS	
	STAINLESS HOUSING	BLACK HOUSING	BLACK STAINLESS HOUSING	BLACK HOUSING	STAINLESS HOUSING	BLACK HOUSING
TH350	KD-2350HT	KD-2350HTBLACK	XKD-2350HT	XKD-2350HTBLACK	KDP-2350HT	KDP-2350HTBLACK
TH350 Tuned-Port	KD-2350TP	KD-2350TPU	XKD-2350TP	XKD-2350TPU	KDP-2350TP	KDP-2350TPU
TH350 Blower Drive	KD-2350BLD	KD-2350BLDU	XKD-2350BLD	XKD-2350BLDU	KDP-2350BLD	KDP-2350BLDU
TH200	KD-2200HT	KD-2200U	XKD-2200HT	XKD-2200U	KDP-2200HT	KDP-2200U
TH200 Blower Drive	KD-2200BLD	KD-2200BLDU	XKD-2200BLD	XKD-2200BLDU	KDP-2200BLD	KDP-2200BLDU
200-4R	KD-2200RHT	KD-2200RU	XKD-2200RHT	XKD-2200RU	KDP-2200RHT	KDP-2200RU
200-4R Blower Drive	KD-2200RBLD	KD-2200RBLDU	XKD-2200RBLD	XKD-2200RBLDU	KDP-2200RBLD	KDP-2200RBLDU
700-R4	KD-2700HT	KD-2700U	XKD-2700HT	XKD-2700U	KDP-2700HT	KDP-2700U
700-R4 Tuned-Port	KD-2700TP	KD-2700TPU	XKD-2700TP	XKD-2700TPU	KDP-2700TP	KDP-2700TPU
700-R4 Blower Drive	KD-2700BLD	KD-2700BLDU	XKD-2700BLD	XKD-2700BLDU	KDP-2700BLD	KDP-2700BLDU
4L60	KD-24L60HT	KD-24L60U	XKD-24L60HT	XKD-24L60U	KDP-24L60HT	KDP-24L60U
4L60 Tuned-Port	KD-24L60TP	KD-24L60TPU	XKD-24L60TP	XKD-24L60TPU	KDP-24L60TP	KDP-24L60TPU
4L60 Blower Drive	KD-24L60BLD	KD-24L60BLDU	XKD-24L60BLD	XKD-24L60BLDU	KDP-24L60BLD	KDP-24L60BLDU
Powerglide	KD-20PGHT	KD-20PGU	XKD-20PGHT	XKD-20PGU	KDP-20PGHT	KDP-20PGU
Powerglide Blower Drive	KD-20PGBLD	KD-20PGBLDU	XKD-20PGBLD	XKD-20PGBLDU	KDP-20PGBLD	KDP-20PGBLDU

FORD						
C4	KD-20C4HT	KD-20C4U	XKD-20C4HT	XKD-20C4U	KDP-20C4HT	KDP-20C4U
C4 Blower Drive	KD-20C4BLD	KD-20C4BLDU	XKD-20C4BLD	XKD-20C4BLDU	KDP-20C4BLD	KDP-20C4BLDU
C6	KD-20C6HT	KD-20C6U	XKD-20C6HT	XKD-20C6U	KDP-20C6HT	KDP-20C6U
C6 Blower Drive	KD-20C6BLD	KD-20C6BLDU	XKD-20C6BLD	XKD-20C6BLDU	KDP-20C6BLD	KDP-20C6BLDU
AOD	KD-2AODHT	KD-2AODU	XKD-2AODHT	XKD-2AODU	KDP-2AODHT	KDP-2AODU
AOD Blower Drive	KD-2AODBLD	KD-2AODBLDU	XKD-2AODBLD	XKD-2AODBLDU	KDP-2AODBLD	KDP-2AODBLDU
FMX	KD-2FMXHT	KD-2FMXU	XKD-2FMXHT	XKD-2FMXU	KDP-2FMXHT	KDP-2FMXU


CHRYSLER						
727	KD-2727HT	KD-2727U	XKD-2727HT	XKD-2727U	KDP-2727HT	KDP-2727U
727 Blower Drive	KD-2727BLD	KD-2727BLDU	XKD-2727BLD	XKD-2727BLDU	KDP-2727BLD	KDP-2727BLDU
518	KD-2518HT	KD-2518U	XKD-2518HT	XKD-2518U	KDP-2518HT	KDP-2518U
518 Blower Drive	KD-2518BLD	KD-2518BLDU	XKD-2518BLD	XKD-2518BLDU	KDP-2518BLD	KDP-2518BLDU
904	KD-2904HT	KD-2904U	XKD-2904HT	XKD-2904U	KDP-2904HT	KDP-2904U



XKD-2400HT



KD-2400HT



## TH400 ELECTRIC KICKDOWN KIT

- Cable-operated electric switch
- Billet aluminum switch box mounts to transmission pan bolts
- Available with braided stainless steel, black braided stainless steel or universal black cable housing
- PTFE-lined cable housing for extended life of the cable
- Aluminum fittings and stainless mounting bracket
- Eliminates mounting electrical switches on the carburetor, manifold, or near the throttle pedal

	APPLICATION	
	TH400	TH400 BLOWER DRIVE
Stainless Housing	KD-2400HT	KD-2400BLD
Black Housing w/ Brushed Aluminum Switch Box	KD-2400U	KD-2400BLDU
Black Stainless Housing w/ Black Switch Box	XKD-2400HT	XKD-2400BLD
Black Housing w/ Black Switch Box	XKD-2400U	XKD-2400BLDU
Stainless Housing w/ Polished Switch Box	KDP-2400HT	KDP-2400BLD
Black Housing w/ Polished Switch Box	KDP-2400U	KDP-2400BLDU



Don't forget to order one of our many brackets to mount our Throttle Cables and Hi-Tech Kickdowns. See pages 91-97.



Hi-Tech TH400 Electric Kickdown can be mounted in a variety of locations within 48" of the carburetor. Remember remove inner wire before cutting outer housing.

## TH350 & TH200 STAINLESS KICKDOWN BRACKET & CABLE

- Standard adjustable GM detent (black housing) with our stainless mounting bracket mounts onto the back two manifold bolts
- Designed for 4 barrel-type carburetors for small block Chevys
- Kit includes extender for more versatility in adjusting cable length
- Stainless bracket also sold separately


DESCRIPTION	STAINLESS	BLACK
TH350 & TH200 Kickdown Bracket & Cable Kit	KD-2350U	XKD-2350U
TH350 & TH200 Kickdown Bracket Only	KDB-4350	XKDB-4350



XKDB-4350



KDB-4350




GM detent cable cannot be cut to fit.



## VINTAGE SERIES THROTTLE CABLES

- Available in a variety of vintage-inspired colors
- Clear-coated cotton woven housing
- PTFE-lined housing for extended life of the cable
- Stainless steel wire
- “U-Cut-to-Fit” outer housing



Remember to remove inner wire before cutting outer housing.



APPLICATION	LENGTH	TAN W/BLACK & RED TRACERS	LEMON W/BLACK TRACERS	BLACK W/ORANGE TRACERS	BLACK W/RED TRACERS	BLACK W/BLUE TRACERS	BLACK W/WHITE TRACERS
Standard	24"	VS-1001	VS-1006	VS-1002	VS-1005	VS-1004	VS-1003
	36"	VS-100136	VS-100636	VS-100236	VS-100536	VS-100436	VS-100336
	48"	VS-100148	VS-100648	VS-100248	VS-100548	VS-100448	VS-100348
GM LS1 Ram Jet 350	36"	VS-100LS11	VS-100LS16	VS-100LS12	VS-100LS15	VS-100LS14	VS-100LS13
	48"	VS-100LS1148	VS-100LS1648	VS-100LS1248	VS-100LS1548	VS-100LS1448	VS-100LS1348
Ford MOD	36"	VS-100MOD136	VS-100MOD636	VS-100MOD236	VS-100MOD536	VS-100MOD436	VS-100MOD336
Blower Drive	36"	VS-100BLD136	VS-100BLD636	VS-100BLD236	VS-100BLD536	VS-100BLD436	VS-100BLD336
Borla 8 Stack Injection	36"	VS-100B8136	VS-100B8636	VS-100B8236	VS-100B8536	VS-100B8436	VS-100B8336

## VINTAGE SERIES SPARK PLUG WIRES

- 7.8mm EPDM Silicone Insulation
- Spiral Wound Suppression Core
- Clear-coated cotton woven housing
- Boots and terminals included
- Made in the U.S.A.



Universal Kit includes (2) 40", (2) 36", (2) 34", and (2) 28" plug wires, as well as (1) 12" coil wire.

APPLICATION	TAN W/BLACK & RED TRACERS	LEMON W/BLACK TRACERS	BLACK W/ORANGE TRACERS	BLACK W/RED TRACERS	BLACK W/BLUE TRACERS	BLACK W/WHITE TRACERS
Universal	PW-1001	PW-1003	PW-1002	PW-1004	PW-1005	PW-1006
LS 90 Degree Coil Boot	PW-1011	PW-1013	PW-1012	PW-1014	PW-1015	PW-1016
LS 135 Degree Coil Boot	PW-1021	PW-1023	PW-1022	PW-1024	PW-1025	PW-1026



# VINTAGE SERIES KICKDOWN KITS

- Available in a variety of vintage-inspired colors
- Clear-coated cotton woven housing
- PTFE-lined housing for extended life of the cable
- Stainless inner wire
- “U-Cut-to-Fit” outer housing



Remember to remove inner wire before cutting outer housing.




	APPLICATION	TAN W/BLACK & RED TRACERS	LEMON W/BLACK TRACERS	BLACK W/ORANGE TRACERS	BLACK W/RED TRACERS	BLACK W/BLUE TRACERS	BLACK W/WHITE TRACERS
<b>GM</b>	TH350	VS-23501	VS-23506	VS-23502	VS-23505	VS-23504	VS-23503
	TH400	VS-24001	VS-24006	VS-24002	VS-24005	VS-24004	VS-24003
	700-R4	VS-27001	VS-27006	VS-27002	VS-27005	VS-27004	VS-27003
	4L60	VS-24L601	VS-24L606	VS-24L602	VS-24L605	VS-24L604	VS-24L603
	Powerglide	VS-20PG1	VS-20PG6	VS-20PG2	VS-20PG5	VS-20PG4	VS-20PG3
<b>FORD</b>	C4	VS-20C41	VS-20C46	VS-20C42	VS-20C45	VS-20C44	VS-20C43
	C6	VS-20C61	VS-20C66	VS-20C62	VS-20C65	VS-20C64	VS-20C63
	AOD	VS-2AOD1	VS-2AOD6	VS-2AOD2	VS-2AOD5	VS-2AOD4	VS-2AOD3
	FMX	VS-2FMX1	VS-2FMX6	VS-2FMX2	VS-2FMX5	VS-2FMX4	VS-2FMX3
<b>CHRYSLER</b>	727	VS-27271	VS-27276	VS-27272	VS-27275	VS-27274	VS-27273
	518	VS-25181	VS-25186	VS-25182	VS-25185	VS-25184	VS-25183
	904	VS-29041	VS-29046	VS-29042	VS-29045	VS-29044	VS-29043

## VINTAGE SERIES THROTTLE & KICKDOWN CABLES AVAILABLE IN THESE SIX COLOR COMBINATIONS:




Tan with Black & Red Tracers




Lemon with Black Tracers




Black with Blue Tracers



Black with Orange Tracers




Black with Red Tracers




Black with White Tracers

STEERING  
LS ACC.  
CABLE MGMT  
SHIFTERS  
INTERIOR  
BRAKES  
EXTERIOR  
THROTTLE  
PEDALS  
DIPSTICKS  
RACING  
GEAR


## LOKAR KICKDOWN END FITTINGS




GM TH350 & TH200




GM 700-R4, 200-4R, 4L60



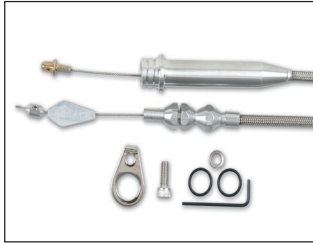
GM TH350 Blower Drive




GM Powerglide




GM TH350 TPI




GM 700-R4, 200-4R, 4L60 TPI




Ford C4




Ford C6



Ford FMX



Ford AOD



Chrysler 727, 904 & 518


## “U-CUT-TO-FIT” CRUISE CONTROL CABLES


- For use with Rostra (or similar) cruise control kits
- Kit includes 4' PTFE-lined outer housing
- 5' of stainless inner wire, which replaces the black plastic cable in Rostra Kits
- Cables are “U-Cut-to-Fit” inside and outside of firewall
- Billet aluminum fittings, stainless hold down clamp, and mounting bracket

APPLICATION	BLACK HOUSING	STAINLESS HOUSING	BLACK STAINLESS HOUSING
Carbureted And Select EFI	CC-1600U	CC-1601HT	XCC-1601HT
Vertical Mount EFI (Except '86-'93 Ford)	CC-1602U	CC-1603HT	XCC-1603HT



For use with Rostra (pictured above) or similar cruise controls.



 Remember to remove inner wire before cutting outer housing.


# CABLE MOUNTING BRACKET & SPRING KITS

## HOLLEY SNIPER & FITECH BRACKETS

- Brackets allow for a clean and simple integration between Lokar's Throttle and Kickdown Cables and FiTech or Holley Sniper EFI systems
- Bracket Kits available in a variety of finishes
- All kits include springs




Sniper 2 Kit



Stainless Sniper Kit



Stainless FiTech Kit



Aluminum Sniper Kit

DESCRIPTION	BRITE BILLET	BLACK BILLET	POLISHED STAINLESS	BLACK STAINLESS
Sniper 2	TCB-40HS2	XTCB-40HS2	-	-
Sniper 4 BBL	TCB-40HS1	XTCB-40HS1	TCB-40HS	XTCB-40HS
FiTech GoEFI 4 BBL	-	-	TCB-40FIT	XTCB-40FIT



## HOLLEY SNIPER SINGLE THROTTLE BODY BRACKETS

	CLEAR RING	BLACK RING
92 MM	TCB-40HS092	XTCB-40HS092
102 MM	TCB-40HS102	XTCB-40HS102

## HOLLEY SNIPER DUAL THROTTLE BODY CABLE SYSTEMS

- Fully adjustable for easy synchronization
- "U-Cut-To-Fit Throttle" Cables included
- Stainless steel and billet aluminum construction
- Available in black and clear anodized finishes



	HI-TECH STAINLESS STEEL HOUSING		UNIVERSAL HOUSING		BLACK STAINLESS STEEL HOUSING & BLACK FITTINGS		UNIVERSAL HOUSING & BLACK FITTINGS	
	CLEAR RING	BLACK RING	CLEAR RING	BLACK RING	CLEAR RING	BLACK RING	CLEAR RING	BLACK RING
92 MM	TC-1000HDP1	TC-1000HDP3	TC-1000HDP1U	TC-1000HDP3U	XTC-1000HDP1	XTC-1000HDP3	XTC-1000HDP1U	XTC-1000HDP3U
102 MM	TC-1000HDP2	TC-1000HDP4	TC-1000HDP2U	TC-1000HDP4U	XTC-1000HDP2	XTC-1000HDP4	XTC-1000HDP2U	XTC-1000HDP4U

## MSD ATOMIC 2 MOUNTING BRACKETS & RETURN SPRINGS

- Allows for a clean and simple integration between Lokar's Throttle and Kickdown Cables for the MSD Atomic 2 EFI Systems

STAINLESS	BLACK STAINLESS
TCB-40AT2	XTCB-40AT2



## CARBURETOR BRACKETS & RETURN SPRINGS

- Stainless steel bracket mounts to rear of Holley, Edelbrock, AFB, Quadrajet, Demon (excluding Street Demon), and in-line dual quads
- Bracket and return springs are used to mount our Throttle and Kickdown Kits
- Design prevents bracket from movement under extreme pressure on a kickdown cable, such as with a 700-R4 transmission

DESCRIPTION	STAINLESS	BLACK STAINLESS
Bracket & Return Spring Kit	SRK-4000	XSRK-4000
Bracket Only	SRK-4001	XSRK-4001
Return Springs Only	SRK-4002	XSRK-4002
Kickdown Only Bracket With Stainless Springs	SRK-4003	XSRK-4003



## LT1 & LT4 BRACKET KITS

- Stainless steel Throttle and Kickdown Brackets replace factory brackets
- Includes stainless arm to mount onto throttle body to operate kickdown
- Designed to be used with our Tuned-Port Throttle Cables and Tuned-Port Kickdowns



APPLICATION	STAINLESS	BLACK STAINLESS
'92-'93 LT1 Throttle Cable and Kickdown	TCB-40LT1	XTCB-40LT1
'94 & Later LT1/LT4 Throttle Cable and Kickdown	TCB-40LT4	XTCB-40LT4
'92 & Later LT1 Cruise Control	TCB-40LTC	-

## LS1 BRACKETS

- Billet aluminum construction
- Mounts to the side of an LS1 manifold
- Available with a single stud (for throttle only) or a double stud to add a cruise control cable

THROTTLE BODY	SINGLE STUD FOR THROTTLE CABLE ONLY		DOUBLE STUD FOR THROTTLE CABLE & CRUISE CONTROL	
	BRUSHED	BLACK	BRUSHED	BLACK
'98-'99 GM (with 3" linkage cam)	TCB-40LS1	XTCB-40LS1	TCB-40LS12	XTCB-40LS12
'00-'02 GM & '04 GTO (with 3-1/2" linkage cam)	TCB-40LS13	XTCB-40LS13	TCB-40LS14	XTCB-40LS14



LS1 Throttle Cable Bracket - Single Stud Shown

## RAM JET BRACKETS

- Available in polished or black stainless steel
- Mounts directly to throttle body
- Mounting hardware included

APPLICATION	STAINLESS	BLACK STAINLESS
Small Block 350	TCB-40RJ	XTCB-40RJ
Big Block 502	TCB-40RJ1	XTCB-40RJ1




350 Small Block




When used with an automatic transmission, be sure to use the transmission specific Lokar Kickdown Cable.



Ram Jet 350 uses TC-1000LS1 Throttle Cable  
Ram Jet 502 uses TC-1000RJ Throttle Cable



Use LS1 Throttle Cable with 350 Ram Jet Bracket



502 Big Block



## TUNED-PORT BRACKETS

- Billet aluminum construction
- Mounts to the side of plenum
- Available with a single stud for throttle only, double stud for throttle and kickdown, and triple stud for a throttle and kickdown with cruise control

DESCRIPTION	BRUSHED	BLACK	POLISHED
Single	TCB-40TP1	XTCB-40TP1	TCB-40TP1P
Double	TCB-40TP2	XTCB-40TP2	TCB-40TP2P
Triple	TCB-40TP3	XTCB-40TP3	TCB-40TP3P

## Throttle & Kickdown Cable Bracket for Edelbrock

- Mounts to the rear of the throttle body
- Available in polished or black stainless steel
- Durable stainless steel construction


APPLICATION	STAINLESS	BLACK STAINLESS
Edelbrock Pro-Flo XT	TCB-40EDXT	XTCB-40EDXT




## FORD EFI BRACKETS

- Fits 1986 to 1993 Ford 302 and 351 electronic fuel injection systems that have the Mustang EGR spacer installed
- Mounts in the stock location for easy installation of our Kickdown Cables and Throttle Cables

**The EFI Bracket does not fit B.A.P. throttle bodies.**




XTCB-40EFI



TCB-40EFI


APPLICATION	STAINLESS STEEL	BLACK STAINLESS
'86-'93 with Mustang EGR Spacer	TCB-40EFI	XTCB-40EFI



EFI Bracket, Throttle Cable and Kickdown



Use with Lokar Throttle Cable TC-1000HT, TC-1000U, XTC-1000HT.



Carburetors courtesy of HotRodCarbs.com

## TRI-POWER BRACKET & RETURN SPRINGS

- Designed for Rochester Tri-Power
- Includes stainless steel Throttle Cable Bracket and stainless steel springs
- Bracket mounts under rear carburetor on Rochester 3x2 set-up
- Cables operate from center carburetor
- Used to mount our Throttle Cable and Kickdown assemblies

APPLICATION	STAINLESS	BLACK STAINLESS
Rochester Bracket & Springs	TRP-4003	XTRP-4003
Rochester Bracket Only	TRP-4004	XTRP-4004
Pontiac Rochester Bracket & Springs	TRP-4005	XTRP-4005




## THROTTLE & KICKDOWN MOUNTING BRACKET FOR STROMBERG STYLE CARBURETORS

Fits the following:

- Stromberg 97
- Speedway "9 Super 7"
- Ford/Holley 94
- Edelbrock 94 carburetors (With 3 Bolt Base)




DESCRIPTION	STAINLESS STEEL	BLACK STAINLESS
3 Bolt Stromberg Style Carburetors Tri-Power Throttle Cable Bracket & Springs	TRP-4006	XTRP-4006
3 Bolt Stromberg Style Carburetors Tri-Power Throttle Cable Bracket Only	TRP-4007	XTRP-4007



## BILLET ALUMINUM THROTTLE & KICKDOWN BRACKET KIT FOR BARRY GRANT SIX SHOOTER

- Dual Stainless Steel Return Springs
- Utilizes existing BG Six Shooter Progressive Linkage

APPLICATION	BRITE	BLACK
Small Block Chevy	TCB-40BG	XTCB-40BG
440 Mopar	TCB-BG440	XTCB-BG440




Throttle/Kickdown Bracket Kit for Barry Grant Six Shooter (Small Block Chevy Shown)


## BILLET ALUMINUM THROTTLE & KICKDOWN CABLE MOUNTING BRACKET FOR EDELBROCK 4-BARREL CARBURETORS

- Recommended by Edelbrock
- Fits single or dual quad carbs
- Attaches to both rear carb bolts to eliminate movement

DESCRIPTION	BRITE	BLACK
Bracket & Return Springs	TCB-40DQ	XTCB-40DQ
Bracket, Return Springs, & Progressive Linkage (6-3/8" to 6-3/4" center to center distance)	TCB-40DQ1	XTCB-40DQ1




TCB-40DQ1


 Measure center to center distance between air cleaner posts to determine correct length.

## BILLET ALUMINUM PROGRESSIVE LINKAGE SYSTEM

- Progressive linkage for in-line dual carburetors
- Allows the use of only one carb during normal driving conditions

APPLICATION	BRITE	BLACK
Edelbrock 6-3/8" - 6-3/4"	TCB-PLR1	XTCB-PLR1
Edelbrock 8-5/8" - 9"	TCB-PLR2	XTCB-PLR2
Holley 8-1/4" - 8-5/8"	TCB-PLR3	XTCB-PLR3

 Measure center to center distance between air cleaner posts to determine correct length.



Billet Aluminum Progressive Linkage System


## THROTTLE & KICKDOWN CABLE MOUNTING BRACKET & SPRING RETURN KIT FOR 4150 SERIES CARBURETORS

- 4 hole plenum style kit includes throttle cable and transmission kickdown cable provisions
- Works with our Throttle and Kickdown Cables
- Includes stainless steel return springs with adjustable tension
- Fits most drop base air cleaners
- Works with single or dual plane intake manifolds
- Intended for street applications

FINISH	PART NUMBER
Brushed	TCB-4150
Black	XTCB-4150



For race applications please see Page 125.



## THROTTLE & KICKDOWN CABLE MOUNTING BRACKET FOR STREET DEMON CARBURETORS

- Recommended by Holley
- CNC machined from billet aluminum
- Provides easy installation of our Throttle and Kickdown Cables
- Features dual stainless steel return springs

DESCRIPTION	BRITE	BLACK
Throttle Cable & Kickdown	TCB-40SD	XTCB-40SD
Throttle Cable Only (for use with TPS)	TCB-40SD1	XTCB-40SD1
Throttle Cable & Kickdown With Cruise	TCB-40SD2	XTCB-40SD2
Throttle Cable Only With Cruise (for use with TPS)	TCB-40SD3	XTCB-40SD3

## BILLET ALUMINUM THROTTLE & KICKDOWN CABLE MOUNTING BRACKET & SPACER KIT FOR EDELBROCK PRO-FLO FUEL INJECTION

- Recommended by Edelbrock
- All installation hardware included
- Dual stainless steel return springs


DESCRIPTION	BRITE	BLACK
Pro-Flo Spacer Only	TCB-40ED	XTCB-40ED
Throttle and Kickdown Bracket w/ Spring Return Kit	TCB-40EDK	XTCB-40EDK
Throttle, Kickdown, and Cruise Control Bracket w/ Spring Return Kit	TCB-40EDC	XTCB-40EDC




Throttle/Kickdown Bracket & Spacer Kit for Edelbrock Pro-Flo Fuel Injection.

## PRO-FLO 4 THROTTLE & KICKDOWN CABLE MOUNTING BRACKETS

- Designed for small block Chevy
- Options for both early and late versions of the Edelbrock Pro-Flo 4 with 4150 or 3878 throttle bodies
- Available with or without provisions for cruise control
- Choose from Brite or black anodized finishes
- Allows for a clean and simple cable installation
- All mounting hardware and return springs are included




XTCB-40PF4E1



TCB-40PF4E



TCB-40PF4L



XTCB-40PF4L1

DESCRIPTION	BRITE	BLACK
Throttle & Kickdown Bracket For Edelbrock Pro-Flo 4 with Early 3878 Throttle Body	TCB-40PF4E	XTCB-40PF4E
Throttle, Kickdown & Cruise Bracket For Edelbrock Pro-Flo 4 with Early 3878 Throttle Body	TCB-40PF4E1	XTCB-40PF4E1
Throttle & Kickdown Bracket For Edelbrock Pro-Flo 4 with Late 4150 Throttle Body	TCB-40PF4L	XTCB-40PF4L
Throttle, Kickdown & Cruise Bracket For Edelbrock Pro-Flo 4 with Late 4150 Throttle Body	TCB-40PF4L1	XTCB-40PF4L1

# THROTTLE ASSEMBLIES & PEDAL PADS



BLACK OR BRUSHED FINISH

MACHINED BILLET ALUMINUM

TEXTURED RUBBER PADS



LECARRA  
Steering Wheels



MC  
MODERN CLASSIC

LOKAR

MADE4YOU  
by LOKAR inc.

# DIRECT FIT HERITAGE SERIES THROTTLE ASSEMBLIES

- Mounts in original firewall location
- Spring loaded throttle pedals
- Throttle arms are splined for fine adjustment



Brushed w/ Rubber Insert

## MOUNTING VARIATIONS



'67-'70 C10

'71-'72 C10

'70-'81 Camaro & Firebird

'62-'67 Chevy II & Nova

'68-'72 Chevelle (GM A-Body)

'67-'69 Dart & 'Cuda

'64-'68 Mustang

'69-'70 Mustang



Throttle Pedal Pad can be purchased separately which replaces the factory pad and mounts onto the factory arm & spring.

	DESCRIPTION	BALL MILLED	BRUSHED W/ RUBBER INSERT	BLACK W/ RUBBER INSERT
GM	1955-1957 Chevy Small Block Throttle Assembly	BAG-6073	BAG-6074	XBAG-6074
	1955-1957 Chevy Big Block or Small Block w/ Tall Valve Covers (1" Longer Upper Arm) Throttle Assembly	BAG-6112	BAG-6113	XBAG-6113
	1967-1969 Camaro / Firebird Throttle Assembly	BAG-6095	BAG-6096	XBAG-6096
	1970-1981 Camaro / Firebird Throttle Assembly	-	BAG-6206	XBAG-6206
	'62-'67 Chevy II / Nova Throttle Assembly	BAG-6126	BAG-6127	XBAG-6127
	'68-'72 Chevy II / Nova Throttle Assembly	-	BAG-6142	XBAG-6142
	'64-'67 Chevelle (GM A-Body) Throttle Assembly	BAG-6128	BAG-6129	XBAG-6129
	'68-'72 Chevelle (GM A-Body) Throttle Assembly	-	BAG-6205	XBAG-6205
	'61-'64 Chevy Impala Throttle Assembly	-	BAG-6211	XBAG-6211
	'67-'70 C10 Throttle Assembly	-	BAG-6164	XBAG-6164
	'71-'72 C10 Throttle Assembly	-	BAG-6165	XBAG-6165
	'67-'72 C10 Throttle Pedal Pad Only	-	BAG-6177	XBAG-6177
	'67-'81 Camaro / Firebird Throttle Pedal Pad Only	BAG-6091	BAG-6092	XBAG-6092
CHRYSLER	'67-'69 Dart / Cuda Throttle Assembly	-	BAG-6145	XBAG-6145
	'67-'76 Dart / Demon / Duster / Valiant / Scamp Throttle Assembly	-	BAG-6178	XBAG-6178
FORD	'64-'68 Mustang Throttle Assembly	-	BAG-6115	XBAG-6115
	'69-'70 Mustang Throttle Assembly	-	BAG-6117	XBAG-6117



Lokar's 1968-1972 Nova Throttle Pedal is designed to replace rod style throttle linkage only.

## 1955 - 1957 CHEVY BRAKE PADS, CLUTCH PADS, & POWER BRAKE PADS

- Direct bolt-on replacement for OEM rubber pads
- Injection molded rubber inserts



DESCRIPTION	FLAT			CURVED	
	BALL MILLED	BRUSHED W/ RUBBER	BLACK W/ RUBBER	BRUSHED W/ RUBBER	BLACK W/ RUBBER
Brake & Clutch Pads	BAG-6075	BAG-6076	XBAG-6076	BAG-6139 (Pair)	XBAG-6139 (Pair)
Automatic Power Brake Pad	BAG-6077	BAG-6078	XBAG-6078	BAG-6137	XBAG-6137
XL Automatic Non-Power Brake Pad	BAG-6079	BAG-6080	XBAG-6080	BAG-6138	XBAG-6138

DIMENSIONS	
<b>BRAKE &amp; CLUTCH PADS</b>	(Outside measurement of 3-7/8" x 2-5/8" fits 3-1/4" x 1-5/8" original steel brake pedal)
<b>POWER BRAKE PADS</b>	(Outside measurement of 6" x 2-3/4" fits 4-3/4" x 2-3/8" original steel brake pedal)
<b>XL NON-POWER BRAKE PADS</b>	(Outside measurement of 6" x 2-3/4" and fits 3-1/4" x 1-5/8" original steel brake pedal)



Recommended throttle assemblies:  
BAG-6074 (Brushed) or XBAG-6074 (Black)  
BAG-6113 (Brushed) or XBAG-6113 (Black)  
See page 99 for throttle assemblies.

## 1967 - 1981 CAMARO/FIREBIRD BRAKE & CLUTCH PEDAL PADS


- Direct bolt-on replacement for OEM rubber pads
- Injection molded rubber inserts
- Available in brushed or black anodized finish
- Curved pad bolts to factory pedal arm



APPLICATION	CURVED			FLAT	
	BRUSHED W/ RUBBER	BLACK W/ RUBBER	BALL MILLED	BRUSHED W/ RUBBER	BLACK W/ RUBBER
Brake & Clutch Pads	BAG-6133 (Pair)	XBAG-6133 (Pair)	BAG-6101	BAG-6102	XBAG-6102
Automatic Brake Pad	BAG-6134	XBAG-6134	BAG-6093	BAG-6094	XBAG-6094
'67-'68 E-Brake Pad	BAG-6161	XBAG-6161	BAG-6100	BAG-6099	XBAG-6099
'69-'81 E-Brake Pad	BAG-6159	XBAG-6159	-	-	-

## 1962 - 1972 CHEVY II / NOVA PEDAL PADS

- Bolts directly to the factory steel brake/clutch pedal with hidden fasteners
- Injection molded rubber inserts
- Available for automatic and manual applications



XBAG-6130 (Pair)



BAG-6143



XBAG-6131

APPLICATION	BRUSHED W/ RUBBER	BLACK W/ RUBBER
'62-'67 Automatic Brake Pad	BAG-6131	XBAG-6131
'68-'72 Automatic Brake Pad	BAG-6143	XBAG-6143
'62-'72 Brake/Clutch Pads (Pair)	BAG-6130	XBAG-6130
'68 E-Brake Pad	BAG-6162	XBAG-6162
'69-'74 E-Brake Pad	BAG-6160	XBAG-6160

## 1964 - 1972 CHEVELLE (GM A-BODY) PEDAL PADS


- Bolts directly to the factory steel brake/clutch pedal with hidden fasteners
- Injection molded rubber inserts
- Available for automatic and manual applications




BAG-6135



BAG-6132 (Pair)



XBAG-6135



XBAG-6132 (Pair)

APPLICATION	BRUSHED W/ RUBBER	BLACK W/ RUBBER
'64-'72 Automatic Brake Pad	BAG-6135	XBAG-6135
'64-'72 Brake/Clutch Pads (Pair)	BAG-6132	XBAG-6132
'64-'75 E-Brake Pad	BAG-6163	XBAG-6163

## 1958 - 1965 FULL SIZE CHEVY CURVED BRAKE & CLUTCH PADS

- Bolts directly to the factory steel brake/clutch pedal with hidden fasteners
- Injection molded rubber inserts
- Available for automatic and manual applications

DESCRIPTION	BRUSHED	BLACK
Brake/Clutch Pads (Pair)	BAG-6140	XBAG-6140
Automatic Brake Pad	BAG-6141	XBAG-6141



BAG-6141

XBAG-6140 (Pair)



See page 111 for recommended throttle: FMG-6098 or XFMG-6098



BAG-6136 (Pair)



XBAG-6136 (Pair)



BAG-6110

## 1958 - 1962 CORVETTE BRAKE & CLUTCH PADS

- Bolts directly to the factory steel brake/clutch pedal with hidden fasteners
- Injection molded rubber inserts

DESCRIPTION	BRUSHED	BLACK
Flat Pad	BAG-6110	XBAG-6110
Curved Pads (Pair)	BAG-6136	XBAG-6136




See page 111 for recommended throttle: FMG-6098 or XFMG-6098



## CHEVY/GMC C-10 TRUCK CURVED PADS

- Direct bolt-on replacement for OEM rubber pads
- Injection molded rubber inserts
- Available in brushed or black anodized finish
- Matching E-brake pad available



Back of BAG-6167



APPLICATION	BRUSHED	BLACK
'60-'66 Brake/Clutch Pads (Pair)	BAG-6192	XBAG-6192
'67-'72 Brake/Clutch Pads (Pair)	BAG-6168	XBAG-6168
'60-'66 Automatic Brake Pad	BAG-6191	XBAG-6191
'67-'72 Automatic Brake Pad	BAG-6166	XBAG-6166
'67-'72 Automatic Brake Pad (offset mount, wide)	BAG-6167	XBAG-6167
'60-'66 E-Brake Pad	BAG-6193	XBAG-6193
'67-'72 E-Brake Pad	BAG-6169	XBAG-6169

## LATE CHEVY TRUCK BILLET ALUMINUM THROTTLE & BRAKE/CLUTCH PADS

- Direct bolt-on replacement for OEM rubber pads
- Injection molded rubber inserts
- Available in brushed or black anodized finish
- Matching E-brake pad available



APPLICATION	BALL MILLED	BRUSHED W/ RUBBER	BLACK W/ RUBBER
'73-'98 Throttle Pedal Pad	BAG-6081	BAG-6085	XBAG-6085
'73-'75 Automatic Brake Pad (Flat)	BAG-6082	BAG-6086	XBAG-6086
'76-'03 Automatic Brake Pad (Flat)	BAG-6083	BAG-6087	XBAG-6087
'76-'03 Automatic Brake Pad (Curved)	-	BAG-6144	XBAG-6144
'88-'98 Brake/Clutch Pad	BAG-6089	BAG-6090	XBAG-6090
'73-'02 E-Brake Pad	BAG-6084	BAG-6088	XBAG-6088

## 1967-1976 DART / DEMON / DUSTER / VALIANT / SCAMP PEDAL PADS

- Direct bolt-on replacement for OEM rubber pads
- Injection molded rubber inserts



APPLICATION	BRUSHED W/ RUBBER	BLACK W/ RUBBER
'67-'69 Brake/Clutch Pads (Pair)	BAG-6146	XBAG-6146
'67-'69 Automatic Brake Pad	BAG-6147	XBAG-6147
'67-'76 Brake/Clutch Pads (Pair)	BAG-6179	XBAG-6179
'67-'76 Automatic Brake Pad	BAG-6180	XBAG-6180

## 1964 - 1970 MUSTANG PEDAL PADS

- Direct bolt-on replacement for OEM rubber pads
- Injection molded rubber inserts



APPLICATION	BRUSHED	BLACK
'64-'68 Automatic Brake Pad	BAG-6123	XBAG-6123
'69-'70 Automatic Brake Pad	BAG-6125	XBAG-6125
'64-'70 Brake/Clutch Pads (Pair)	BAG-6121	XBAG-6121

## EARLY FORD BRONCO PEDAL PADS

- Direct bolt-on replacement for OEM rubber pads
- Injection molded rubber inserts



APPLICATION	BRUSHED	BLACK
'66-'77 Throttle Pedal Pad	BAG-6182	XBAG-6182
'76-'77 Automatic Power Brake Pad	BAG-6184	XBAG-6184
'73-'77 Automatic Non-Power Brake Pad	BAG-6183	XBAG-6183
'66-'77 Automatic Non-Power Brake Pad XL	BAG-6186	XBAG-6186
'76-'77 Brake/Clutch Pads (Pair)	BAG-6185	XBAG-6185
'66-'77 E-Brake Pad	BAG-6181	XBAG-6181

## BILLET ALUMINUM DIRECT FIT JEEP PEDAL PADS

- Direct bolt-on replacement for OEM rubber pads
- Injection molded rubber inserts



DESCRIPTION	APPLICATION	BRUSHED	BLACK
Throttle Pedal Pad	1976-2006 CJ7, CJ8 Scrambler, Wrangler, YJ, TJ Unlimited, Cherokee XJ	BAG-6173	XBAG-6173
Clutch / Brake Pads (Pair)	1946-2010 Wrangler, JK, JK Unlimited, CJ, CJ8 Scrambler, YJ, TJ, Cherokee XJ	BAG-6174	XBAG-6174
Automatic Brake Pad	1984-1996 Cherokee XJ	BAG-6175	XBAG-6175
	1997-2001 Cherokee XJ	BAG-6176	XBAG-6176

## RESTOMOD SERIES DIRECT FIT THROTTLE ASSEMBLIES & PEDAL PADS

- Classic OEM styling cues
- Machined from billet aluminum
- Throttle Assembly mounts in original firewall location
- Spring-loaded throttle pedal
- Textured rubber inserts
- Designed to be used with a Lokar Throttle Cable



Refer to Page 99 for a collection of images depicting mounting variations based on your application.



Brushed  
w/ Vertical Pad Ribs



Black  
w/ Horizontal Pad Ribs

	APPLICATION	BRUSHED	BLACK
HORIZONTAL PAD RIBS	'62-'67 Chevy II (Trapezoidal)	BAG-008RM	XBAG-008RM
	'64-'67 Chevelle (GM A-Body)		
	'67-'69 Camaro (GM F-Body)	BAG-005RM	XBAG-005RM
	'68-'74 Nova (GM X-Body)		
	'70-'81 Camaro (GM F-Body)	BAG-007RM	XBAG-007RM
	'68-'72 Chevelle (GM A-Body)	BAG-006RM	XBAG-006RM
	'67-'81 Camaro (GM F-Body)		
	'68-'74 Nova (GM X-Body)	BAG-012RM	XBAG-012RM
	'68-'72 Chevelle (GM A-Body)		
	'67-'70 C10	BAG-009RM	XBAG-009RM
'71-'72 C10	BAG-010RM	XBAG-010RM	
	Throttle Pedal Pad Only	BAG-012RM	XBAG-012RM
VERTICAL PAD RIBS	'62-'67 Chevy II (Oval)	BAG-002RM	XBAG-002RM
	Tri-5 Big Block or Tri-5 Small Block w/ Tall Valve Covers	BAG-004RM	XBAG-004RM
	'61-'64 Full Size GM (GM B-Body)	BAG-001RM	XBAG-001RM
	Tri-5 Small Block	BAG-003RM	XBAG-003RM
		Throttle Pedal Pad Only	BAG-011RM

## RESTOMOD SERIES PEDAL PADS

- Classic OEM styling cues
- Machined from billet aluminum
- Curved brake and clutch pads bolt to factory pedal arms
- Textured rubber inserts



### AUTOMATIC BRAKE PADS

	APPLICATION	BRUSHED	BLACK
HORIZONTAL PAD RIBS	'67-'81 Camaro (GM F-Body)	BAG-019RM	XBAG-019RM
	'68-'74 Nova (GM X-Body)		
	'64-'72 Chevelle (GM A-Body)	BAG-020RM	XBAG-020RM
	'67-'72 C10	BAG-023RM	XBAG-023RM
	'67-'72 C10 (offset mount, wide)	BAG-021RM	XBAG-021RM
VERTICAL PAD RIBS	Tri-5 XL Auto Pedal With Non-Power Brake	BAG-015RM	XBAG-015RM
	'58-'70 Full Size GM (GM B-Body)		
	'62-'67 Chevy II (Oval) TRI-5 Power Brake	BAG-014RM	XBAG-014RM



### BRAKE & CLUTCH PADS

	APPLICATION	BRUSHED	BLACK
HORIZONTAL PAD RIBS	'67-'81 Camaro (GM F-Body)		
	'62-'67 Chevy II Nova (Trapezoidal)	BAG-022RM (Each)	XBAG-022RM (Each)
	'68-'74 Nova (GM X-Body)		
	'64-'72 Chevelle (GM A-Body)		
	'60-'72 C10	BAG-023RM (Each)	XBAG-023RM (Each)
VERTICAL PAD RIBS	Tri-5	BAG-017RM (Each)	XBAG-017RM (Each)
	'58-'70 Full Size GM (GM B-Body)		
	'62-'67 Chevy II (Oval)	BAG-016RM (Each)	XBAG-016RM (Each)
	'58-'62 Corvette		



### E-BRAKE PADS

	APPLICATION	BRUSHED	BLACK
HORIZONTAL PAD RIBS	'67-'81 Camaro (GM F-Body)		
	'68-'74 Nova (GM X-Body)	BAG-024RM	XBAG-024RM
	'64-'72 Chevelle (GM A-Body)		
	'60-'72 C10	BAG-025RM	XBAG-025RM
VERTICAL PAD RIBS	'58-'70 Full Size GM (GM B-Body)	BAG-018RM	XBAG-018RM



### DIMMER SWITCH COVER



APPLICATION	BRUSHED	BLACK
All Vehicles With 0.875" Diameter Floor Dimmer Switch	BAG-013RM	XBAG-013RM



Drive-By-Wire  
Pedal Pad



Back of Pedal Cover



E-Brake Cover

## CLAYTON MACHINE WORKS BILLET THROTTLE ASSEMBLIES WITH MATCHING PEDAL COVERS

- Black anodized finish with machined highlights and perforated aluminum inserts
- Fully adjustable spring-loaded throttle pedal
- Features molded rubber inserts
- Pedal Covers require no drilling for installation
- Designed to be used with a Lokar Throttle Cable

APPLICATION	KIT TYPE	PART NUMBER
'67-'69 Camaro, '64-'67 Chevelle, '68-'74 Nova	Throttle Assembly Only	TA-206-B1
	Automatic Transmission Kit w/ Brake Cover	TA-206-BKA1
	Manual Transmission Kit w/ Brake & Clutch Cover	TA-206-BKM1
'70-'81 Camaro / Universal Firewall Mount	Throttle Assembly Only	TA-206-B2
	Automatic Transmission Kit w/ Brake Cover	TA-206-BKA2
	Manual Transmission Kit w/ Brake & Clutch Cover	TA-206-BKM2
'68-'72 GM Chevelle	Throttle Assembly Only	TA-206-B3
	Automatic Transmission Kit w/ Brake Cover	TA-206-BKA3
	Manual Transmission Kit w/ Brake & Clutch Cover	TA-206-BKM3
Tri-Five	Throttle Assembly Only	TA-206-B7
'61-'64 Chevy Impala	Throttle Assembly Only	TA-206-B8
'62-'67 Chevy II / Nova	Throttle Assembly Only	TA-206-B9
Drive-By-Wire	Throttle Pad Only	TA-206-DBW
Automatic Brake Pad	Pedal Cover Only	BPA-206-B
Manual Clutch / Brake Pad	Pedal Cover Only	BPM-206-B
E-Brake Cover	Pedal Cover Only	EB-P1-B

# CLAYTON MACHINE WORKS MUSCLE CAR PEDAL ASSEMBLIES



- Manufactured from lightweight aluminum
- Available for manual and automatic transmissions
- Includes all hardware needed for complete installation
- Designed to be used with a Lokar Throttle Cable

APPLICATION	KIT TYPE	PART NUMBER
'67-'69 Camaro, '64-'66 Chevelle, '68-'74 Nova	Automatic	MCP-A1-A
	Manual	MCP-A1-M
1967 Chevelle	Automatic	MCP-A2-A
	Manual	MCP-A2-M
'68-'72 Chevelle	Automatic	MCP-A3-A
	Manual	MCP-A3-M


(steering column support bracket not included)



APPLICATION	BRAKE & CLUTCH PEDALS ONLY	
'67-'69 Camaro, '64-'66 Chevelle, '68-'74 Nova	Automatic	MCP-A1
	Manual	MCP-M1
'67-'72 Chevelle	Automatic	MCP-A2
	Manual	MCP-M2

APPLICATION	THROTTLE ASSEMBLY ONLY
'67-'69 Camaro, '64-'67 Chevelle, '68-'74 Nova	MCP-P1
2nd Gen Camaro, Universal	MCP-P2
'68-'72 Chevelle	MCP-P3
Tri-Five	MCP-P7
Full Size Chevy	MCP-P8
'62-'67 Chevy II / Nova	MCP-P9

BRAKE / CLUTCH & THROTTLE PADS	
Throttle Pad	MCP-P4
Brake / Clutch Pad	MCP-P5
Automatic Brake Pad	MCP-P6
E-Brake Cover	EB-P1-G



E-Brake Cover



See page 108 for matching Drive-By-Wire Pedal Assembly.

STEERING

LS ACC.

CABLE MGMT

SHIFTERS

INTERIOR

BRAKES

EXTERIOR

THROTTLE

PEDALS

DIPSTICKS

RACING

GEAR

# BILLET DRIVE-BY-WIRE ELECTRONIC THROTTLE CONTROL PEDAL ASSEMBLY

- Pre-programmed for specific OEM and aftermarket EFI applications, including Crate Engines
- Includes an application-specific pedal wiring harness that works with OEM or aftermarket EFI wiring harnesses
- Optimized throttle response eliminates pedal lag
- Built in hysteresis provides improved pedal control and stability
- Throttle control modules include wiring harness
- Dual APS / Six Wire

U.S. Patent No. 9,274,541  
US D751,002

**!** For a Lokar Pedal Assembly you must order a Throttle Control Module and a Pedal Kit. See page 109 for pedal options.



**!** Clayton Machine Works model includes throttle arm and pedal pad.

			DOES NOT INCLUDE PEDAL OR ARM		INCLUDES PEDAL AND ARM	
PLUG & PLAY	ECM APPLICATION	OEM PEDAL NUMBERS (OR EQUIVALENT)	LOKAR BRITE ANODIZED	LOKAR BLACK ANODIZED	CLAYTON MACHINE WORKS GRAY FINISH	CLAYTON MACHINE WORKS BLACK FINISH
		Late '07-'12 Silverado (except Classic), Suburban, Tahoe, Avalanche, Sierra, Yukon, Escalade & Hummer	# 25832864 # 15847349	BDBW-GM01	XBDBW-GM01	CDBW-GM01G
	'06-'12 Corvette	# 25835421 # 15864594	BDBW-GM02	XBDBW-GM02	CDBW-GM02G	CDBW-GM02B
	'04-'09 TrailBlazer, Ranier, Bravada, SSR, and Envoy	# 15145758 # 15187573	BDBW-GM03	XBDBW-GM03	CDBW-GM03G	CDBW-GM03B
	'06-'07 Monte Carlo and '04-'08 Grand Prix	# 25830024 # 10345632 # 15831256 # 15884315	BDBW-GM04	XBDBW-GM04	CDBW-GM04G	CDBW-GM04B
	'06-'07 Silverado Classic, Escalade, Avalanche, Suburban, Tahoe, Sierra, and Yukon	# 15107594 # 15233970	BDBW-GM05	XBDBW-GM05	CDBW-GM05G	CDBW-GM05B
	All GM Crate Engines, '08-'12 Cadillac CTS / CTSV, and '10-'12 Camaro	# 10379038 # 10367117 # 22741799 # 22741800 # 92199239	BDBW-GM06	XBDBW-GM06	CDBW-GM06G	CDBW-GM06B
	'05-'06 Pontiac GTO	# 92188385	BDBW-GM07	XBDBW-GM07	CDBW-GM07G	CDBW-GM07B
	'07-'11 Express and Savanna Van	# 15821777 # 20827131	BDBW-GM08	XBDBW-GM08	CDBW-GM08G	CDBW-GM08B
	Holley EFI	# 10379038	BDBW-HOLLEY01	XBDBW-HOLLEY01	CDBW-HOLLEY01G	CDBW-HOLLEY01B
	All Mast M90 Applications	# 25835421	BDBW-MAST01	XBDBW-MAST01	CDBW-MAST01G	CDBW-MAST01B
<b>FORD</b>	All	-	BDBW-FORD01	XBDBW-FORD01	CDBW-FORD01G	CDBW-FORD01B
<b>MOPAR</b>	All	-	BDBW-MOPAR01	XBDBW-MOPAR01	CDBW-MOPAR01G	CDBW-MOPAR01B

**!** We are constantly developing new applications for our Drive By Wire assembly modules. If you do not see yours listed, please give us a call and we will assist you with your particular application.

# BILLET DRIVE-BY-WIRE PEDAL KIT OPTIONS

• Pedal kit includes throttle arm, pad, and hardware

DBW-6001 Ball Milled Billet Aluminum Throttle Pedal	DBW-6004 Billet Aluminum Throttle Pedal w/ Rubber	DBW-6007 Chrome Steel Throttle Pedal w/ Rubber	DBW-6010 XL Ball Milled Billet Aluminum Throttle Pedal	DBW-6012 XL Billet Aluminum Throttle Pedal w/ Rubber	DBW-6016 XL Chrome Steel Throttle Pedal w/ Rubber	DBW-6070 Chrome Steel Spoon Throttle Pedal
DBW-6103 Mini Oval Billet Throttle Pedal w/ Rubber	DBW-6104 Oval Billet Throttle Pedal w/ Rubber	DBW-6105 XL Oval Billet Throttle Pedal w/ Rubber	DBW-6151 Lakester Chrome Steel Throttle Pedal	DBW-6154 Lakester Raw Steel Throttle Pedal	XDBW-6004 Black Billet Aluminum Throttle Pedal w/ Rubber	XDBW-6007 Black Steel Throttle Pedal w/ Rubber
XDBW-6012 XL Black Billet Aluminum Throttle Pedal w/ Rubber	XDBW-6016 XL Black Steel Throttle Pedal w/ Rubber	XDBW-6070 Black Steel Spoon Throttle Pedal	XDBW-6103 Mini Oval Black Billet Throttle Pedal w/ Rubber	XDBW-6104 Oval Black Billet Throttle Pedal w/ Rubber	XDBW-6105 XL Oval Black Billet Throttle Pedal w/ Rubber	XDBW-6151 Lakester Black Steel Throttle Pedal
DBW-6188 Goolsby Round Billet Aluminum Throttle Pedal	DBW-6196 Goolsby Edge Edition Aluminum Throttle Pedal	XDBW-6196 Black Goolsby Edge Edition Aluminum Throttle Pedal	DBW-6207 Lucille Edition Chrome Throttle Pedal With Ribs	DBW-6208 Lucille Edition Chrome Throttle Pedal	DBW-012RM (Shown) Restomod Throttle Pedal Horizontal Groove	XDBW-012RM Restomod Black Throttle Pedal Horizontal Groove
DBW-011RM Restomod Throttle Pedal Vertical Groove	XDBW-011RM (Shown) Restomod Black Throttle Pedal Vertical Groove					

## DIRECT FIT DRIVE-BY-WIRE THROTTLE PEDAL PADS

- Fits factory pedal arms for the applications listed below
- No drilling required

**!** { Drive-By-Wire module not included.

APPLICATION	BRUSHED	BLACK
'05 & Later Corvette	BAG-6150	XBAG-6150
'05-'06 Pontiac GTO	BAG-6157	XBAG-6157
'97-'04 Corvette	BAG-6158	XBAG-6158
GM Crate Engine and Cadillac CTS-V (fits GM # 10379038)	DBW-6200	XDBW-6200



# BILLET ALUMINUM THROTTLE ASSEMBLIES

- Spring loaded throttle pad
- Injection molded rubber inserts
- Splined lower arm for maximum adjustability
- Can be mounted to the right or left of mounting bracket
- Designed to be used with a Lokar Throttle Cable



BFG-6012

BAG-6105




GPS-6014



Use spacer with thick padding/carpet.

## OVAL THROTTLE PEDAL PAD DIMENSIONAL COMPARISON



Mini Standard "XL"

MINI OVAL	1-3/8" x 2-3/8"
STANDARD OVAL	1-3/4" x 3-3/4"
XL OVAL	2-3/8" x 5"

## HERITAGE THROTTLE PEDAL PAD DIMENSIONAL COMPARISON



Standard "XL" Standard "XL"

STANDARD XL SERIES	1-1/2" x 4" 2" x 5"
--------------------	------------------------



Heritage Black w/ Rubber Insert



Heritage Ball Milled



Oval Black w/ Rubber Insert


DESCRIPTION	HERITAGE STANDARD			HERITAGE XL		
	BALL MILLED	BRUSHED W/ RUBBER	BLACK W/ RUBBER	BALL MILLED	BRUSHED W/ RUBBER	BLACK W/ RUBBER
Throttle Assembly	BAG-6001	BAG-6004	XBAG-6004	BFG-6010	BFG-6012	XBFG-6012
3/4" Billet Aluminum Throttle Pedal Spacer	GPS-6014		XGPS-6014	GPS-6014		XGPS-6014

DESCRIPTION	OVAL MINI		OVAL STANDARD		OVAL XL	
	BRUSHED	BLACK	BRUSHED	BLACK	BRUSHED	BLACK
Throttle Assembly	BAG-6103	XBAG-6103	BAG-6104	XBAG-6104	BAG-6105	XBAG-6105

# BILLET ALUMINUM PEDAL PADS

- Injection molded rubber inserts
- Matching brake / clutch pads and dimmer covers
- Heritage Pads available in two sizes: standard and XL
- Oval Pads available in three sizes: mini, standard and XL


OVAL BRAKE PEDAL PAD DIMENSIONAL COMPARISON	
MINI OVAL	3-7/16" x 1-5/8"
STANDARD OVAL	3-3/4" x 1-3/4"
XL OVAL	5" x 2-3/8"



HERITAGE BRAKE PEDAL PAD DIMENSIONAL COMPARISON	
	
Standard	"XL"
<b>STANDARD XL SERIES</b>	3" x 2" 3-3/4" x 2-3/4"

DESCRIPTION	HERITAGE STANDARD			HERITAGE XL		
	BALL MILLED	BRUSHED	BLACK	BALL MILLED	BRUSHED	BLACK
Brake Pad	BAG-6002	BAG-6005	XBAG-6005	BFG-6011	BFG-6013	XBFG-6013
Dimmer Switch Cover	BAG-6003	BAG-6006	XBAG-6006	-	-	-


DESCRIPTION	OVAL MINI		OVAL STANDARD		OVAL XL	
	BRUSHED	BLACK	BRUSHED	BLACK	BRUSHED	BLACK
Brake Pads	BAG-6106	XBAG-6106	BAG-6107	XBAG-6107	BAG-6108	XBAG-6108
Dimmer Switch Cover	-	-	BAG-6109	XBAG-6109	-	-



FMG-6098 Eliminator Floor Mount Throttle Pedal with Rubber Inserts


## ELIMINATOR FLOOR MOUNT THROTTLE PEDALS


- Eliminates routing cables through the firewall
- Billet aluminum splined adjustable shaft
- Stainless steel "under-the-floor" cable mounting bracket
- Mounts in multiple positions to allow for various angles
- Designed with built-in adjustable pedal travel stops
- Designed to be used with a Lokar Throttle Cable



Under-the-floor cable mounting bracket included with pedal.

DESCRIPTION	BALL MILLED	BRUSHED	BLACK
Throttle Assembly	FMG-6097	FMG-6098	XFMG-6098
1/2" Billet Aluminum Floor Mount Throttle Pedal Spacer		GPS-6016	XGPS-6016

 Requires 36" "U-Cut-to-Fit" Lokar Throttle Cable for most applications. Order 48" cable for LS1, Ram Jet 350, and Vortec applications.

 Use spacer when toe board angle is more than 45° and/or with thick padding/carpet.



GPS-6016



XFMG-6098

## COMPETITOR SERIES & GOOLSBY EDGE EDITION THROTTLE ASSEMBLIES



- Universal mounting bracket
- Spring loaded throttle pad
- Splined arms for adjustment
- Competitor Series Vertical Offset mount available for a greater range of throttle height
- Goolsby Edge Edition Pedal Pads have removable inserts for customization
- Designed to be used with a Lokar Throttle Cable



Vertical Offset Mounting



Goolsby Edge Edition Black



See Edge Edition Pedal Pads on Page 113.



COMPETITOR SERIES

DESCRIPTION	MACHINED	BRUSHED	BLACK
Competitor Series Heritage Centered Mounting Throttle Assembly	-	BAG-6148	XBAG-6148
Competitor Series Heritage Vertical Offset Mounting Throttle Assembly	-	BAG-6149	XBAG-6149
Goolsby Edge Edition Throttle Pedal Assembly	BAG-6196	-	XBAG-6196
Goolsby Edge Edition Throttle Pedal Pad	BAG-6195	-	XBAG-6195

## STEEL THROTTLE ASSEMBLIES

- Nostalgic hot rod styling
- Splined arms for fine adjustment
- Can be mounted to the left or right of the mounting bracket
- Designed to be used with a Lokar Throttle Cable



Chrome Spoon

Chrome Lakester

DESCRIPTION	BRUSHED	CHROME	BLACK	RAW
Spoon Throttle Assembly	-	SPO-6070	XSPO-6070	-
1/2" Billet Aluminum Throttle Pedal Spacer	GPS-6015	GPS-6017	XGPS-6015	-
Heritage Standard Size Throttle Assembly	-	SG-6007	XSG-6007	-
Heritage XL Size Throttle Assembly	-	SG-6016	XSG-6016	-
Lakester Throttle Assembly	-	BAG-6151	XBAG-6151	BAG-6154
Goolsby Edition Throttle Assembly w/ Polished Pad	-	BAG-6188	-	BAG-6189
Goolsby Edition Throttle Assembly w/ Black Pad	-	-	XBAG-6188	-
Goolsby Edition "Lucille" Series Throttle Assembly w/ Ribs	-	BAG-6207	-	-
Goolsby Edition "Lucille" Series Throttle Assembly	-	BAG-6208	-	-



Goolsby Edition "Lucille" Series

Heritage XL Chrome



Goolsby Edition "Lucille" Series w/ Ribs



Goolsby Edition Polished Throttle Pad



Black Spoon



Raw Lakester



Black Lakester



GPS-6015



Use spacer with thick padding / carpet.



Find matching Pedal Pads on Page 113.



Lakester Throttle Assemblies match Lakester Door Handles & Window Cranks, See Page 66.



## LAKESTER PEDAL PADS

- Old school styling
- Available in raw, chrome or black finish



Lakester Throttle Assemblies match Lakester Door Handles & Window Cranks, See Page 66.




DESCRIPTION	CHROME	BLACK	RAW
Brake/Clutch (each)	BAG-6152	XBAG-6152	BAG-6155
Automatic Brake	BAG-6153	XBAG-6153	BAG-6156
Dimmer Switch Cover	BAG-6170	XBAG-6170	BAG-6171

## SPOON PEDAL PADS

- Nostalgic hot rod styling
- Available in chrome or black finish

DESCRIPTION	CHROME	BLACK
Brake Pad	SPO-6071	XSPO-6071
Dimmer Switch Cover	SPO-6072	XSPO-6072



## GOOLSBY PEDAL PADS

- Steel construction and available in chrome or black finish
- Brake and clutch pads are compatible with most aftermarket brake and clutch arms

DESCRIPTION	PART NUMBER
Polished Brake/Clutch Pad	BAG-6190
Black Brake/Clutch Pad	XBAG-6190
“Lucille” Series Chrome Brake/Clutch Pedal Pad w/ Ribs	BAG-6209
“Lucille” Series Chrome Brake/Clutch Pedal Pad	BAG-6210



- Matching brake / clutch pads
- Pedal Pads have removable inserts for customization

DESCRIPTION	MACHINED	BLACK
Brake & Clutch Pads (Pair)	BAG-6194	XBAG-6194
Automatic Brake Pad	BAG-6197	XBAG-6197



## STEEL PEDAL PADS

- Available with standard and XL size pads
- Chrome or black finish



DESCRIPTION	STANDARD		XL	
	CHROME	BLACK	CHROME	BLACK
Brake Pad	SG-6008	XSG-6008	SG-6017	XSG-6017
Dimmer Switch Cover	SG-6009	XSG-6009	-	-

## 1955 - 1957 CHEVY BRAKE & CLUTCH ARMS WITH PADS

- Billet aluminum construction
- Mounts into factory steering column support bracket
- Brake arm utilizes bronze bushings for increased durability

DESCRIPTION	BRUSHED	BLACK
Arm w/ Automatic Non-Power Brake Pad	BCA-9511	XBCA-9511
Arm w/ XL Automatic Power Brake Pad	BCA-9512	XBCA-9512
Arms w/ Brake & Clutch Pads	BCA-9513	XBCA-9513

(support bracket not included)



BCA-9513

(support bracket not included)

## 67-72 CHEVY/GMC C-10 DIRECT FIT BRAKE & CLUTCH ARMS WITH PADS

- Billet aluminum construction
- Mounts into factory steering column support bracket
- Brake arm utilizes bronze bushings for increased durability



BCA-9510

APPLICATION	BRUSHED	BLACK
Arm w/ Automatic Brake Pad	BCA-9508	XBCA-9508
Arm w/ Wide Automatic Brake Pad	BCA-9509	XBCA-9509
Arms w/ Brake & Clutch Pads	BCA-9510	XBCA-9510



XBCA-9510

## GOOLSBY EDITION BY LOKAR BRAKE & CLUTCH ARMS FOR KUGEL COMPONENTS



- Features steel construction
- Molded rubber pedal pads are included
- Design complements other products in the Goolsby Edition series

DESCRIPTION	CHROME	BLACK	RAW
90° Direct Fit	BCA-9515	XBCA-9515	BCA-9516
180° Direct Fit	BCA-9517	XBCA-9517	BCA-9518



See page 114 For Tri-Five brake and clutch arms.  
See page 114 for Chevy / GMC C-10 brake and clutch arms.



## BRAKE & CLUTCH PEDAL ARMS FOR KUGEL COMPONENTS

- Billet aluminum construction
- Injection molded rubber pads
- Bronze pivot bushing for increased durability

PEDAL PAD	90°		180°	
	BRUSHED	BLACK	BRUSHED	BLACK
Standard Brake & Clutch	BCA-9503	XBCA-9503	BCA-9507	XBCA-9507
Standard Oval Brake & Clutch	BCA-9502	XBCA-9502	BCA-9506	XBCA-9506
Auto Brake XL	BCA-9501	XBCA-9501	BCA-9505	XBCA-9505
Auto Brake XL Oval	BCA-9500	XBCA-9500	BCA-9504	XBCA-9504


## BILLET ALUMINUM ADJUSTABLE FOOT RESTS

- Adjustable angles for foot comfort
- Universal mounting options
- Available in brushed or black finish

### DIMENSIONS

Oval: 1-3/4" x 3-3/4"  
Rectangular: 1-1/2" x 4"

DESCRIPTION	BRUSHED	BLACK
Ball Milled	BFR-6115	-
Oval Rubber Insert	BFR-6114	XBFR-6114
Rectangular Rubber Insert	BFR-6116	XBFR-6116



# TRANSMISSION & ENGINE DIPSTICKS



LECARRA  
Steering Wheels



MC  
MODERN CLASSIC

LOKAR

MADE4YOU  
BY LOKAR INC.

# TRANSMISSION DIPSTICKS

## HI-TECH FLEXIBLE BRAIDED STAINLESS TRANSMISSION DIPSTICKS

- PTFE-lined Flexible Braided Stainless
- Comes complete with braided stainless outer housing and heat resistant E-Z to Read flexible inner dipstick measuring cable
- Billet aluminum handle and billet aluminum fittings complement Lokar's Flexible Engine Dipsticks
- Includes dipstick funnel adapter to assist in filling
- The firewall mount dipstick measures 24" in length and is also available in 36" and 48" lengths
- Transmount mounts to the bell housing and the length varies according to the transmission application
- C4 Pan is screw in style



Call for information on custom lengths and applications.



Order additional or replacement Funnel Adapter using Part #ATA-6900



Firewall mount can be mounted anywhere you desire under the hood such as the firewall or inner fender apron, etc.



E-Z to Read Inner Cable



Included Funnel Adapter assists in filling transmission

	APPLICATION	FIREWALL MOUNT		TRANSMOUNT	
		STAINLESS HOUSING	BLACK STAINLESS HOUSING	STAINLESS HOUSING	BLACK STAINLESS HOUSING
GM	TH350	TD-3350400FM	XTD-3350400FM	TD-3350TM	XTD-3350TM
	TH400			TD-3400TM	XTD-3400TM
	Powerglide	TD-30PGFM	XTD-30PGFM	TD-30PGTM	XTD-30PGTM
	700-R4	TD-3700FM	XTD-3700FM	TD-3700TM	XTD-3700TM
	TH200	TD-3200FM	XTD-3200FM	TD-3200TM	XTD-3200TM
	200-4R	TD-3200RFM	XTD-3200RFM	TD-3200RTM	XTD-3200RTM
	4L60	TD-34L60FM	XTD-34L60FM	TD-34L60TM	XTD-34L60TM
	4L60E/4L65E/4L70E	TD-34L60EFM	XTD-34L60EFM	TD-34L60ETM	XTD-34L60ETM
	4L80E	TD-34L80FM	XTD-34L80FM	TD-34L80TM	XTD-34L80TM
	6L80E/6L90E	TD-36L80FM	XTD-36L80FM	TD-36L80TM	XTD-36L80TM
	10L80	TD-310L80FM	XTD-310L80FM	TD-310L80TM	XTD-310L80TM
	8L90	TD-38L90FM	XTD-38L90FM	TD-38L90TM	XTD-38L90TM
FORD	C4	TD-30C4FM	XTD-30C4FM	TD-30C4TM	XTD-30C4TM
	C4 Pan	TD-30C4FMPAN	XTD-30C4FMPAN	TD-30C4TMPAN	XTD-30C4TMPAN
	C6	TD-30C6FM	XTD-30C6FM	TD-30C6TM	XTD-30C6TM
	FMX	TD-3FMXFM	XTD-3FMXFM	TD-3FMXTM	XTD-3FMXTM
	AOD/4R70W/AODE	TD-3AODFM	XTD-3AODFM	TD-3AODTM	XTD-3AODTM
	10R80	TD-310R80FM	XTD-310R80FM	TD-310R80TM	XTD-310R80TM
CHRYSLER	727	TD-3727FM	XTD-3727FM	TD-3727TM	XTD-3727TM
	518	TD-3518FM	XTD-3518FM	TD-3518TM	XTD-3518TM
	904	TD-3904FM	XTD-3904FM	TD-3904TM	XTD-3904TM
	45RFE	TD-345RFEFM	XTD-345RFEFM	TD-345RFETM	XTD-345RFETM



Firewall mount recommended for full fendered cars and trucks. Special lengths available upon request.

# ANCHOR-TIGHT® LOCKING FLEXIBLE TRANSMISSION DIPSTICKS

U.S. Patent No. 7,546,693

**NHRA accepted for use in all categories of competition!**

- Bolts into sealed pan fitting to prevent expulsion of dipstick under trans pressure
- Spare trans fittings available for quick transmission changes
- Available for most GM, Ford, and Chrysler transmissions
- No filler tube needed
- Trans storage plug supplied with transmount and firewall mount



Direct Mount



E-Z to Read Inner Cable



Spare Trans Fitting Assembly and Plug

	APPLICATION	DIRECT MOUNT		TRANSMOUNT		FIREWALL MOUNT		SPARE	
		BRITE	BLACK	BRITE	BLACK	BRITE	BLACK	BRITE	BLACK
GM	Powerglide OEM & Most Aftermarket	1209124	X1209127	1210134	X1210137	1210144	X1210147	1208114	X1208117
	TH350	1209144	X1209147	1211134	X1211137	1211144	X1211147	1208144	X1208147
	TH400	1209144	X1209147	1213134	X1213137	1211144	X1211147	1208144	X1208147
	700-R4	1209154	X1209157	1211234	X1211237	1212244	X1212247	1208134	X1208137
	TH200	1209164	X1209167	1211334	X1211337	1213444	X1213447	1208164	X1208167
	200-4R	1209184	X1209187	1211734	X1211737	1211744	X1211747	-	-
	4L80E	1209414	X1209417	1211934	X1211937	1211944	X1211947	1208224	X1208227
	10L80	1209244	X1209247	1212144	X1212147	1212134	X1212137	1208244	X1208247
8L90	1209254	X1209257	1212244	X1212247	1212234	X1212237	1208254	X1208257	
FORD	C4	1209194	X1209197	-	-	1211644	X1211647	1208184	X1208187
	C6	1209134	X1209137	-	-	1211544	X1211547	1208184	X1208187
	AOD/4R70W/AODE	1209214	X1209217	1211834	X1211837	1211844	X1211847	1208194	X1208197
	10R80	1209234	X1209237	1212044	X1212047	1212034	X1212037	1208234	X1208237
CHRYSLER	727	1209174	X1209177	1211434	X1211437	1211444	X1211447	1208174	X1208177
	518/904	1209174	X1209177	-	-	1211444	X1211447	1208174	X1208177
ALL	Storage Plug	RP189 (Brite Finish Only)							



Firewall Mount can be mounted anywhere you desire under the hood such as the firewall or inner fender apron, etc. Firewall Mount Dipsticks are at least 28" from the entry point on the transmission to the firewall mounting bracket.

# ENGINE DIPSTICKS

## FLEXIBLE ENGINE DIPSTICKS

- Styling complements our Flexible Transmission Dipstick
- Slim design allows mounting between header tubes
- Designed for use with factory or block hugger headers
- E-Z to Read flexible inner dipstick measuring cable for accurate measure of engine oil



	ENGINE	YEAR	STYLE	STAINLESS HOUSING	BLACK STAINLESS HOUSING
GM	Chevy Small Block	1979 & Earlier	No Upper Tube	ED-5000ESB	XED-5000ESB
	Chevy Small Block	1980 & Later	Push into Block Passenger's Side	ED-5001	XED-5001
	Chevy Small Block	1979 & Earlier	Push into Block Driver's Side	ED-5002	XED-5002
	Chevy Big Block	-	Push into Pan	ED-5003	XED-5003
	Chevy 502 Big Block	-	Push into Pan	ED-5006	XED-5006
	Chevy II V8 283/327	1962 thru 1967	Push into Passenger's Side / Front Sump	ED-5007	XED-5007
	Gen 3 LS1	-	Push into Block Passenger's Side	ED-5008	XED-5008
	GM Vortec Ram Jet 350 / ZZ 383	1996 thru 2000 (Vortec)	Push into Block Passenger's Side	ED-5009	XED-5009
	Dart Small Block Chevy (SHP)	-	SHP (Special High Performance Block)	ED-5018	XED-5018
	Gen 3 LS Series Truck	-	Push into Block Passenger's Side	ED-5019	XED-5019
			Push into Block Passenger's Side / Doug Thorley Tri-Y Headers	ED-5021	XED-5021
	Gen 3 LS Series Car	-	Push into Block Passenger's Side / Doug Thorley Tri-Y Headers	ED-5020	XED-5020
	Gen 5 LT, L8T, L83, L86	-	Push into Block Passenger's Side	ED-5035	XED-5035
	Gen 5 LT Truck, L83, L86	-	Push into Block Driver's Side	ED-5036	XED-5036
	Gen 5 LT1, Corvette	-	Push into Block Driver's Side	ED-5037	XED-5037
	Gen 5 LT1, LT4, Camaro	-	Push into Block Driver's Side	ED-5038	XED-5038
	Gen 4 LS, Truck / SUV 4.8, 5.3, 6.0, 6.2	-	Push into Block Passenger's Side	ED-5039	XED-5039
Gen 4 LS Corvette	-	Push into Block Passenger's Side	ED-5040	XED-5040	
Gen 4 LS Car	-	Push into Block Passenger's Side	ED-5041	XED-5041	
LSX	-	Push into Block Passenger's Side	ED-5042	XED-5042	
FORD	Ford 351W	-	Screw into Pan 5/8"-18	ED-5005	XED-5005
	Ford Early 289/302	-	Through timing chain cover	ED-5010	XED-5010
	Ford Big Block 460/514 (Crate Engines Only)	-	Push into Pan	ED-5011	XED-5011
	Ford FE	-	Push into Block / Front Sump	ED-5012	XED-5012
	Ford 302 (Crate Engines Only)	-	Push into Pan	ED-5013	XED-5013
	Ford Flathead V8	1937 thru 1953	Screw into Pan 1/2"-20	ED-5016	XED-5016
	Ford 4.6 Modular, 2 Valve	1994 & Later	Push into Block Driver's Side	ED-5014	XED-5014
	Ford 351 Cleveland (302/351 Australia)	1969-1974 (US), 1971-1984 (AUS)	-	ED-5023	XED-5023
CHRYSLER	Big Block Mopar	-	Front Sump Only	ED-5026	XED-5026
	Gen 3 Chrysler 5.7L/6.1L Hemi Truck	-	Push into Block Passenger's Side/Rear Sump Pan	ED-5015	XED-5015
	Gen 3 Chrysler 5.7L/6.1L Hemi Car	-	Push into Pan Passenger's Side/Front Sump Pan	ED-5022	XED-5022
	6.2 Gen 3 HEMI	-	Push into Pan	ED-5043	XED-5043
	6.4 Gen 3 HEMI	-	Push into Block	ED-5044	XED-5044
OTHER	Holden 253/308	1968-1984 (AUS)	-	ED-5024	XED-5024
	Universal	-	1/4" NPT Pan Fitting Gauge to Fit - 12" Housing length; extra long inner rod	ED-5017	XED-5017




Small Block Chevy 1979 & earlier is on the driver side.  
Small Block Chevy 1980 & later is on the passenger side.



Some aftermarket oil pans may require a custom made dipstick.

## ANCHOR-TIGHT® LOCKING FLEXIBLE ENGINE DIPSTICKS

- Locking mechanism prevents expulsion of dipstick handle under pressure
- Holds vacuum
- PTFE-lined Flexible braided stainless housing
- E-Z to Read flexible inner dipstick measuring cable
- Available for most engine applications
- Available in Brite or black



U.S. Patent No. 7,779,555

**NHRA accepted for use in all categories of competition!**

	ENGINE	YEAR	STYLE	BRITE	BLACK
<b>GM</b>	Chevy Small Block	1980 & Later	Push into Block Passenger's Side	1220004	X1220007
	Chevy Small Block	1979 & Earlier	Push into Block Driver's Side	1220014	X1220017
	Chevy II V8 283/327	1962 thru 1967	Push into Passenger's Side/ Front Sump	1220064	X1220067
	Dart Small Block Chevy (SHP)	-	SHP (Special High Performance Block)	1220184	X1220187
	Chevy Big Block	-	Push into Pan	1220024	X1220027
	Chevy 502 Big Block	-	Push into Pan	1220054	X1220057
	Gen 3 LS Series Truck	-	Push into Block Passenger's Side / Doug Thorley Tri-Y Headers	1220234	X1220237
			Push into Block Passenger's Side	1220214	X1220217
	Gen 3 LS Series Car	-	Push into Block Passenger's Side / Doug Thorley Tri-Y Headers	1220224	X1220227
	Gen 3 LS1 (Car)	-	Push into Block Passenger's Side	1220074	X1220077
	GM Vortec Ram Jet 350 / ZZ 383	1996 thru 2000 (Vortec)	Push into Block Passenger's Side	1220084	X1220087
	Gen 5 LT Truck, L8T, L83, L86	-	Push into Block Passenger's Side	1220284	X1220287
			Push into Block Driver's Side	1220294	X1220297
	Gen 5 LT1 Corvette	-	Push into Block Driver's Side	1220304	X1220307
	Gen 5 LT1, LT4 Camaro, LT4 Crate, CTSV	-	Push into Block Driver's Side	1220314	X1220317
	Gen 4 LS, Truck/ SUV, 4.8,5.3,6.0,6.2	-	Push into Block Passenger's Side	1220324	X1220327
Gen 4 LS Corvette	-	Push into Block Passenger's Side	1220334	X1220337	
LSX	-	Push into Block Passenger's Side	1220354	X1220357	
<b>FORD</b>	Ford Flathead V8	1937 thru 1953	Screw into Pan 1/2"-20	1220154	X1220157
	Ford Early 289/302	-	Through timing chain cover	1220094	X1220097
	Ford 302 5.0L	1986-1995	Push into Block Driver's Side	1220034	X1220037
	Ford 302 (Crate Engines Only)	-	Push into Pan	1220124	X1220127
	Ford 351 Cleveland/ (302/351 Australia)	1969-1974 (US), 1971-1984 (AUS)	-	1220254	X1220257
	Ford FE	-	Push into Block/ Front Sump	1220114	X1220117
	Ford 351W	-	Screw into Pan 5/8"-18	1220044	X1220047
	Ford 4.6 Modular, 2 Valve	1994 & Later	Push into Block Driver's Side	1220134	X1220137
Ford Big Block 460/514 (Crate Engines Only)	-	Push into Pan	1220104	X1220107	
<b>CHRYSLER</b>	Gen 3 Chrysler 5.7L/6.1L Hemi Truck	-	Push into Block Passenger's Side/ Rear Sump Pan	1220144	X1220147
	Gen 3 Chrysler 5.7L/6.1L Hemi Car	-	Push into Pan Passenger's Side/ Front Sump Pan	1220244	X1220247
	Big Block Mopar	-	Front Sump Only	1220264	X1220267
	6.2 Gen 3 HEMI	-	Push into Pan	1220364	X1220367
	6.4 Gen 3 HEMI	-	Push into Block	1220374	X1220377
<b>ALL</b>	Universal	-	1/4" NPT Pan Fitting Gauge to Fit - 12" Housing length; extra long inner rod	1220174	X1220177



Many aftermarket custom pans utilize a 1/4" NPT fitting for the dipstick. Use a Lokar Universal Dipstick for these applications.

# PREMIUM BILLET ALUMINUM DIPSTICK HANDLES

- Available for flexible engine and transmission dipsticks
- Each handle comes with two o-rings and an E-Z to Read flexible inner cable


STYLE	BRITE	BLACK
9-Ball	DH-03	XDH-03
Bullet	DH-05	XDH-05
Keg	DH-06	XDH-06
Shifter Lever	DH-08	XDH-08
Venetian	DH-09	XDH-09
Deco	DH-10	XDH-10
Solid Round	DH-11	XDH-11
8-Ball	DH-12	XDH-12
Piston	DH-13	XDH-13



Check out our matching shifter knobs on page 54 & 55.



Only for Lokar o-ring type dipsticks. These dipstick handles do **not** fit Anchor-Tight® Locking Dipsticks.



## BILLET ALUMINUM DIRECT MOUNT LS SERIES & FORD COYOTE GAUGE TO FIT ENGINE DIPSTICKS

- Billet aluminum handle
- E-Z to Read flexible inner cable
- Ideal replacements for factory dipsticks and handles
- Mounts directly into factory dipstick tube

ENGINE	BRITE	BLACK
GM LS Series	ED-5000LS1	XED-5000LS1
Ford Coyote 5.0	ED-5000COY	XED-5000COY



# DRAG RACING PRODUCTS



LECARRA  
Steering Wheels



MC  
MODERN CLASSIC

Lokar

MADE 4 YOU  
BY LOKAR INC.

## LOKAR DIAL-IN BOARD, CAGE MOUNT & UNIVERSAL ADJUSTABLE ANGLE MOUNT

- Mounts onto cage without interfering with roll bar padding
- No drilling required
- Bracket available for 1-1/2" cages and 1-5/8" cages
- Adjustable arm for leveling
- Quickly reversible Dial-in Board
- Also available in a universal adjustable angle mount style which can be mounted on a flat or angled surface (such as a scoop tray)



Cage Mount

Universal Adjustable Angle Mount Bracket



If you don't see your style of digital dial-in board call our tech department for support.

STYLE	APPLICATION	POLISHED	BLACK	CLEAR
1-1/2" Cage Mount	3 Digit Manual Flip-Board (Included)	1110104	1110107	1110108
1-1/2" Cage Mount	4 Digit Manual Flip-Board (Included)	1110144	1110147	1110148
1-5/8" Cage Mount	3 Digit Manual Flip-Board (Included)	1110114	1110117	1110118
1-5/8" Cage Mount	4 Digit Manual Flip-Board (Included)	1110174	1110177	-
1-5/8" Cage Mount	Digital Mega Dial-in Board <b>(Not Included)</b>	1110164	1110167	1110168
1-5/8" Cage Mount	Digital K&R Dial-in Board <b>(Not Included)</b>	1110194	1110197	-
Universal Adjustable Angle Mount	3 Digit Manual Flip-Board (Included)	1110124	1110127	1110128
Universal Adjustable Angle Mount	Digital Mega Dial-in Board <b>(Not Included)</b>	1110134	1110137	1110138
Universal Adjustable Angle Mount	Digital K&R Dial-in Board <b>(Not Included)</b>	1110184	1110187	-

## BILLET ALUMINUM SAFETY LED TAILLIGHT

- 1-1/4" Billet aluminum housing
- Bolts directly to Lokar Dial-In Board or can be mounted in a universal location
- Wiring can be hidden in machined slot on Lokar Dial-In Board



Black Universal Mount



DESCRIPTION	POLISHED	BLACK	CLEAR
Billet Safety LED Taillight	1110154	1110157	1110158

## BILLET GRAB HANDLE

- 3 handle positions in 30 degree increments
- Sturdy billet aluminum construction
- Available in black, polished, or clear anodized finish

TUBE MOUNT	CLEAR ANODIZED	POLISHED	BLACK
1.25"	1151258	1151254	1151257
1.375"	1151388	1151384	1151387
1.5"	1151508	1151504	1151507
1.625"	1151638	1151634	1151637
1.75"	1151758	1151754	1151757
2"	1152008	1152004	1152007



## HEADER TETHER SYSTEM

- T-Bolt clamps for ease of installation
- Works with merge and standard collectors
- Cut-to-Fit tether cable for easy custom installation
- Stainless hardware
- NHRA accepted per General Regulations 1:3 Exhaust




Merge collectors must be measured at the valley of the merge.

PRIMARY TUBE DIAMETER	COLLECTOR DIAMETER							
	2.50"	2.75"	3.00"	3.50"	4.00"	4.50"	5.00"	5.25"
1.625"	-	1400110	1400111	1400112	-	-	-	-
1.75"	1400128	1400080	1400081	1400082	1400083	1400084	-	-
1.875"	-	1400085	1400086	1400087	1400088	1400089	-	-
2.00"	1400124	1400090	1400091	1400092	1400093	1400094	-	-
2.125"	-	1400095	1400096	1400097	1400098	1400099	-	-
2.25"	1400125	1400100	1400101	1400102	1400103	1400104	1400122	1400123
2.375"	-	1400113	1400114	1400115	1400116	1400117	1400118	1400121
2.50"	-	1400105	1400106	1400107	1400108	1400109	1400119	1400120


## INTERIOR BATTERY DISCONNECT LEVER KIT

- Actuate from driver's seat
- High visibility red lever
- Works in conjunction with fire system kill switch
- Comes standard with 8' push/pull cable
- Push/pull cables also available in 6' or 7'
- Mounting hardware included
- Also available without the master power switch



Master Power Switch Shown

DESCRIPTION	APPLICATION	125 AMP SWITCH	300 AMP SWITCH	NO SWITCH
Lokar Direct Mount™	B&M Pro Bandit, Quarter Pro, Precision Performance Products	1330011	1330012	1330013
Lokar Vari-Mount™	B&M Pro Ratchet, TCI Thunder Stick TCI Outlaw, TCI Lightning, Hurst Quarter Stick	1330021	1330022	1330023





1330013

## WIRE & CABLE ACCESSORIES

Safety Switch 125 Amp	WCA-9125
Safety Switch 300 Amp	WCA-9300
Safety Switch 6' Push Pull Cable	WCA-3072
Safety Switch 7' Push Pull Cable	WCA-3084
Safety Switch 8' Push Pull Cable	WCA-3096

## 4500/4150 SERIES CARBURETOR PUSH/PULL THROTTLE CABLE MOUNTING BRACKET & SPRING RETURN KIT

- Designed for push/pull style cables using dual cylinder in-line throttle stops or single cylinder in-line throttle stops



Double In-Line Shown

- Includes short and long brackets to allow use of different throttle stop and cable styles
- Complete with two stainless steel return springs with dual wound ends for safety (eliminates single hook ends opening up)
- Adjustable angle throttle cable mount for obtaining correct angle, creating less strain on throttle cable
- When using a throttle stop, design allows cylinders to hang below and remain in-line, eliminating typical top mount "flopping"
- Adjustable spring tensioner
- Throttle plate also drilled for scoop tray (studs included)




Push/Pull Throttle Cable Mounting Bracket & Spring Return Kit Open Plenum



For street applications please see page 96.

## 4500/4150 SERIES CARBURETOR ROD TYPE THROTTLE LINKAGE SPRING RETURN KIT



- Designed for rod style linkage
- Complete with two stainless steel return springs with dual wound ends for safety (eliminates single hook ends opening up)
- When using a throttle stop, design allows cylinders to hang below and remain in-line, eliminating typical top mount "flopping"
- Adjustable spring tensioner
- Throttle plate also drilled for scoop tray (studs included)

TYPE	APPLICATION	BORE DIAMETER	PLENUM STYLE	CLEAR	BLACK	RAW
Push/Pull	4500	2.125"	4 Hole	1010117	1010118	1010114
Push/Pull	4500	2.125"	Open	1010127	1010128	1010124
Rod	4500	2.125"	4 Hole	1010147	1010148	1010144
Push/Pull	4150	1.750"	4 Hole	1010157	1010158	1010154
Rod	4150	1.750"	4 Hole	1010167	1010168	1010164
Push/Pull	4500	2.375"	4 Hole	1010177	1010178	1010174

CHECK OUT LOKAR.COM FOR MORE STYLES & OPTIONS!

